

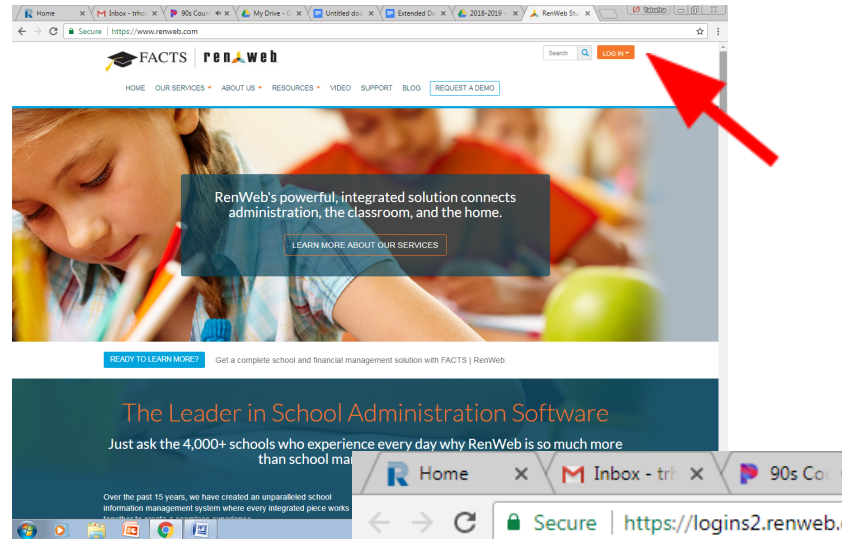
## How to Login to Renweb:

1. Go to [www.renweb.com](http://www.renweb.com)
2. Click on the orange login drop down menu> then click ParentsWeb Login.
3. On the next screen, enter the following information:

District code: smt-fl (not caps sensitive)

Username: \_\_\_\_\_

Password: \_\_\_\_\_



### RenWeb ParentsWeb Login

District Code:

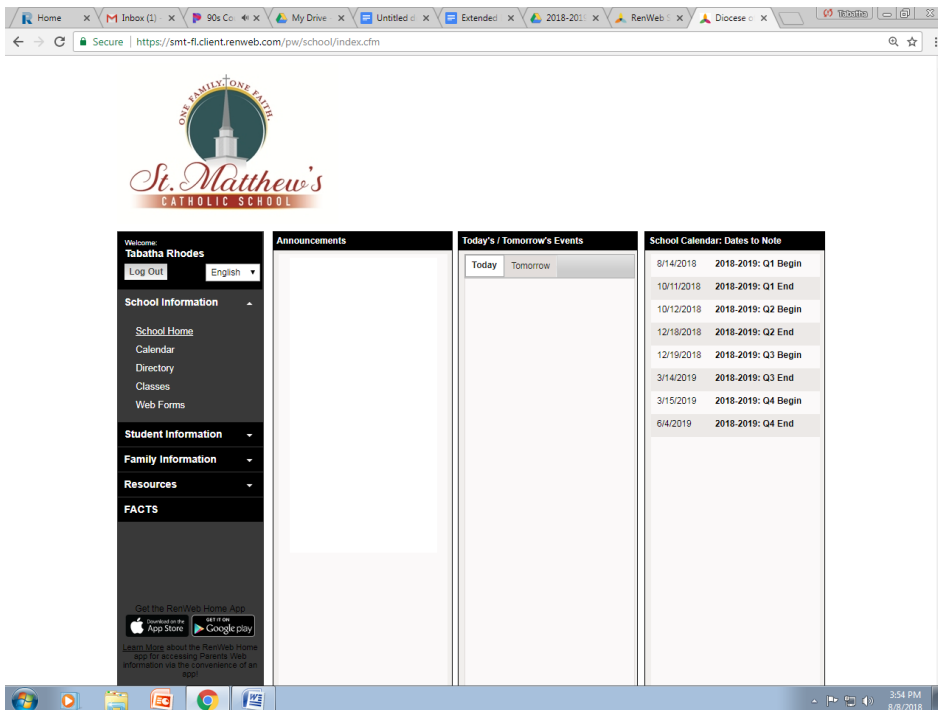
User Name:

Password (case-sensitive):

[Forgot User Name/Password?](#)

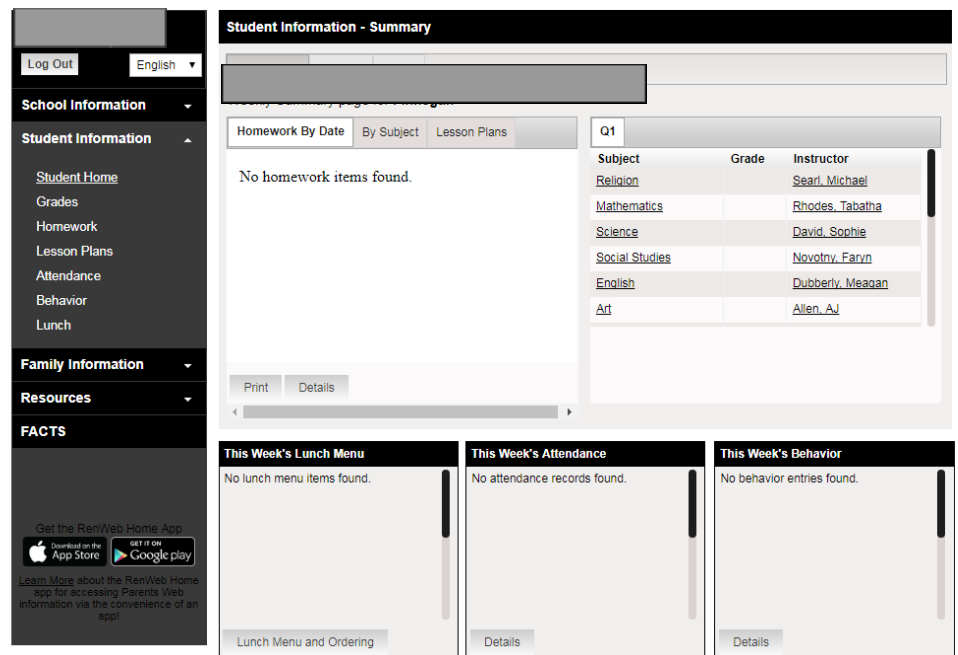
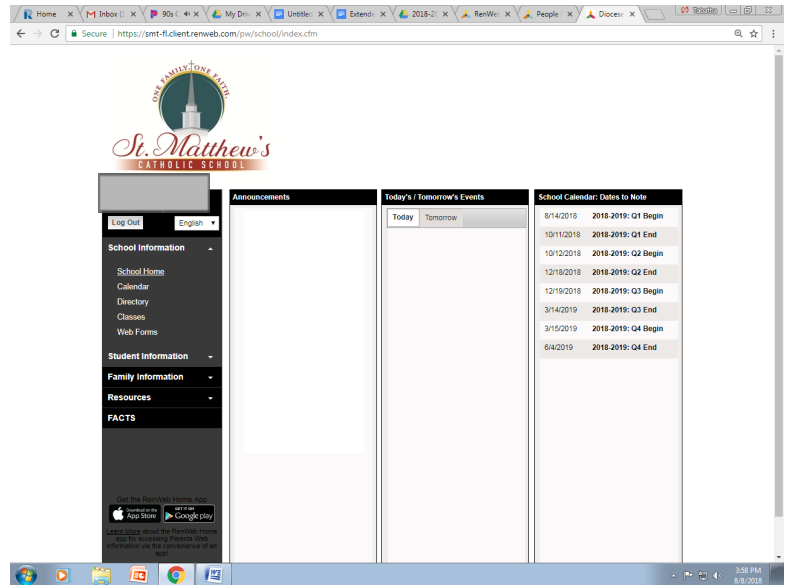
[Create New ParentsWeb Account](#)

Powered By [RenWeb](#) | [Privacy](#)



## How to Check Student Homework, Grades, Attendance, and Behavior:

1. Click on "Student Information" in the left hand menu. A screen with your child(ren) information will appear.
2. Here you can toggle between children by clicking on their names where the grey boxes are located.
3. You can:
  - select specific classes to see their progress reports in that specific class.
  - See posted homework assignments by date and/or subject.
  - At the bottom, there are 3 boxes. The first one will show lunches purchased for that student. The second one will show attendance daily. The last one will show posted reminders given (Grades 4th through 8th only!).



## How to Purchase Lunch:

1. Click on "Student Information" in the left hand menu.
2. Click on "Lunch" located under Student Information in the left hand menu.
3. Click "Create Web Order" in the top Right hand corner once you have decided what menu items you'd like to order.
4. Click on your child's name and the days will appear. Click on the individual days and items you'd like to purchase.
5. Once completed, click "Submit Order" at the bottom. It will take you to FACTS where you can complete your payment then. A email confirmation will be sent.

The screenshots illustrate the steps to purchase lunch through the St. Matthew's Catholic School website. The first screenshot shows the 'Student Information' menu with 'Lunch' highlighted. The second screenshot shows the 'Lunch' page with a calendar for August 2018 and a 'Create Web Order' button. The third screenshot shows the 'Lunch Ordering' form with a 'Submit Order' button.

**St. Matthew's Catholic School**

**Student Information - Summary**

Every

Weekly Summary page for Every

Homework By Date By Subject Lesson Plans

Q1

Subject Grade Instructor

Homework Tucker, Gina

No homework items found.

**FACTS**

This Week's Lunch Menu

No lunch menu items found.

This Week's Attendance

No attendance records found.

This Week's Behavior

No behavior entries found.

**Lunch**

Every

Lunch for Every

Format: Calendar Time frame: Month

Red = Items ordered and not yet paid through web payment  
Blue = Items ordered and paid through web payment

Sun	Mon	Tue	Wed	Thu	Fri	Sat
5	6	7	8	9	10	11
12	13	14	15	16	17	18
		NO LUNCH	NO LUNCH	NO LUNCH	Extra Slice - Cheese (\$1.00) Extra Slice - Pepperoni (\$1.50) Pizza - Cheese (\$3.50) Pizza - Pepperoni (\$3.50)	
19	20	21	22	23	24	25
	Hot Tacos - Hamburger (\$3.50) Hot Tacos - Chicken (\$3.50) Hot Tacos - Beef (\$3.50)	Taco Tuesday - Hot Tacos - Hamburger (\$3.50) Hot Tacos - Chicken (\$3.50) Hot Tacos - Beef (\$3.50)	Hot Wop - Chicken Nuggets, Beans, Rice, Tostitos, Fruit (\$3.50) Hot Wop - Beef, Beans, Rice, Tostitos, Fruit (\$3.50)	Chicken Nuggets, Beans, Rice, Tostitos, Fruit (\$3.50) Hot Wop - Chicken Nuggets, Beans, Rice, Tostitos, Fruit (\$3.50)	Extra Slice - Cheese (\$1.00) Extra Slice - Pepperoni (\$1.50) Pizza - Cheese (\$3.50) Pizza - Pepperoni (\$3.50)	
26	27	28	29	30	31	
	Hot Tacos - Hamburger (\$3.50) Hot Tacos - Chicken (\$3.50) Hot Tacos - Beef (\$3.50)	Pasta & Meat Sauce, Garlic Bread, Cherry & Lemon Dessert (\$3.50)	Cheesburger, Bacon Fries, Fruit, Dessert (\$3.50)	Hot Wop - Chicken Nuggets, Beans, Rice, Tostitos, Fruit (\$3.50) Hot Wop - Beef, Beans, Rice, Tostitos, Fruit (\$3.50)	Extra Slice - Cheese (\$1.00) Extra Slice - Pepperoni (\$1.50) Pizza - Cheese (\$3.50) Pizza - Pepperoni (\$3.50)	

**Lunch Ordering**

Lunch Order Form

Every Rhodes (\$0.00)

Quantity may include items previously ordered.

Grand Total: \$0.00

Submit Order