

Getting Screened is Simple

Go beyond your regular checkup with painless ultrasound screenings that can reveal dangerous plaque buildup or blockage.

Vital Screenings We Conduct



Carotid Artery Screening (Plaque)

Ultrasound evaluation of the carotid arteries that screens for buildup of fatty plaque — a leading cause of strokes.



Atrial Fibrillation Screening

A quick and easy test using EKG electrodes placed on the arms and legs to identify the presence or absence of an irregular heartbeat. Atrial Fibrillation increases the risk of stroke 5 times.



Abdominal Aortic Aneurysm Screening

Ultrasound is used to screen for the presence of an aneurysm (enlargement) in the abdominal aorta that could lead to a ruptured aorta.



Peripheral Artery Disease Screening

Evaluates for peripheral arterial disease (plaque buildup) in the lower extremities. Patients with PAD (peripheral arterial disease) are 3 to 6 times more likely to have a heart attack or stroke.



Osteoporosis Risk Assessment

An ultrasound measurement of the shin bone to determine abnormal bone mass density in men and women. Osteoporosis is painless and silent in its early stages.

\$25 discount when you schedule a screening

Saint Patrick Catholic Church - Dutcher Gym
705 Main Street, Cedar Falls, IA
Monday, January 21, 2019

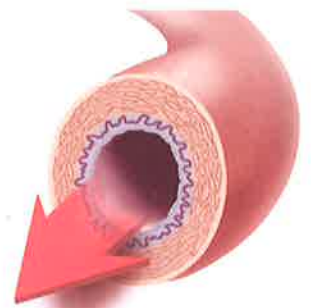
Three ways to register and receive special pricing:

Call toll-free to schedule: **1-877-380-1743**

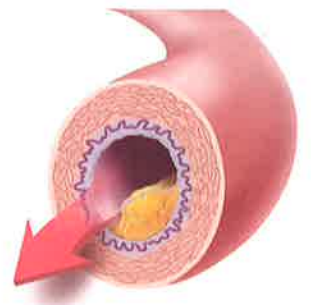
Text: **CIRCLE** to **797979**

Online: **www.lifelinescreening.com/communitycircle**

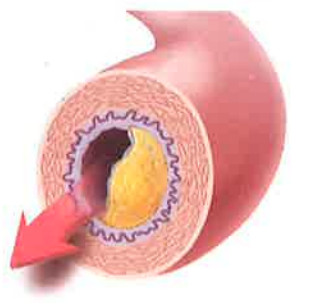
Plaque buildup can lead to heart disease, stroke and aneurysm



A normal artery allows blood to flow through easily.



As you age, arteries can become partially blocked.



Plaque buildup reduces your blood flow and can be dangerous if left untreated.