

Dear Parents,

Thank you for those of you that took the time to do our Assumption Catholic School survey. A copy of the results for all the rating questions is attached so you can see what others have said and compare it to your own responses. All personal fill in the blank responses will be looked at by me, categorized, and discussed with the individuals that the response pertains to (if there is a designation). This survey was scored on the following rubric:

- 5 points for a strongly agree
- 4 points for an agree
- 3 points for a neutral
- 2 points for a disagree
- 1 point for a strongly disagree
- 0 points for an "I don't know"

Please understand that the "I don't know" response may skew the results quite a bit to this survey, but it also provided information on what Assumption School needs to do a better job in explaining.

Assumption would like to focus on the scores that were below 80 percent on this survey for next year. Some of those I can address here. The areas that we scored below 80 are:

Q17 Our school's programs meet the needs of students with learning disabilities or challenges.	1	57%
Q58 The expenditure of fundraising dollars is well communicated.	2	64%
Q56 PART - 7 SCHOOL BUDGET - The school budget is well spent.	3	65%
Q18 The transportation services to and from the school meet the needs of students.	4	65%
Q40 Sufficient time is allotted for lunch.	5	67%
Q57 Fundraising dollars are well spent.	6	68%
Q16 Our school's programs meet the needs of the gifted and talented in the school.	7	68%
Q28 Standardized test results given to the parents provide valuable information.	8	74%
Q27 Standardized test (NWEA MAP testing) results are given and explained to us if we have questions.	9	75%
Q23 Technology is incorporated into our curriculum.	10	77%
Q36 Students show respect for each other.	11	78%

1. I immediately saw that three of our lowest scores have to do with the school budget and fundraising. I feel by better communication and more transparency, these scores will come up for next year. Please be ready to receive information in the Fall of 2017 on what our budget looks like and how our fundraising is used to offset the cost of tuition.
2. Transportation came out low because 11 people rated it as an "I don't know". Not everyone is using bussing as several of our parents drive and pick up their children every day.
3. There is not sufficient time for lunch is perhaps one of our lowest scoring areas factoring out the "I don't knows". I will be honest here, this is the first concern I have heard about this in 10 years in our school. I am glad we were able to get some feedback. We are looking at a plan to give 5 more minutes to each lunch. This will simply have us create an extra set of bells for each lunch time. After supervising lunch, I do feel that some of our students would rather play with their food and talk than eat. A trial run of a 25 minute lunch period will be implemented in the Fall of 2017.
4. Two of our low areas come from NWEA testing and our explanations to our parents. We will be working to make those reports more meaningful. Please make sure that you ask as many questions as you need to about the NWEA test and the process on how the data is collected.
5. Meeting the needs of both students with challenges and students that excel hit the list. There were significant "I don't know" responses that made these scores lower than they would have been. With that being said, I see this as an area in which we need to grow. Assumption uses more teacher aide time in the classroom than all of the other Catholic schools in Northern Minnesota. This allows our students to be able to work one on one with another adult after teacher instruction is completed. We also have the use of free homework helper care after school thanks to the hard working aides within the building. Our teachers modify and adapt curriculum all the time to work with students at their levels and to meet the needs of IEP's. Special needs are run through ISD 701 as any other Catholic school does. I feel that I need to collect more data on why this came in so low. Please contact me you would if like to elaborate. Programs like IXL can work with both students that need extra help or our advanced students at their level. We are looking to add that for the Fall of 2017. Our gifted students could clearly use more opportunities. We will be starting a LEGO Robotics Club for our 3-6 graders and an Electronics Club for our K-2 graders. I will be frank with this though. **We need your help.** There were wonderful ideas in the comments section of the survey on extra programs that we can be doing for our kids. What was missing was the comments from those that would like to share their time and talents to help us with this. These programs can't all fall on our teachers to provide. We have a small school and the need for dedicated individuals to help provide the extras is great. A few people commented on HAT. I don't have an answer, but am currently looking for one as to why we can or can't join.
6. Technology was another area we were tagged. With the implementation of iPad devices, we are looking to fix the issue. Please bear with me as I work this summer to prepare our school for this

implementation. There are a ton of moving parts and a ton of things that can go wrong that will slow this process down.

Below is a list of the areas in which we came in at 90 percent or higher:

Q39 Our school is well maintained (neat and clean).	46	90%
Q49 Our school staff is committed to forming the minds and hearts of students and guiding them to develop a total commitment to Christ.	47	90%
Q50 Our school instills a sense of Christian service in students.	48	90%
Q12 Community members (parishioners, educators, parents, grandparents, etc.) are encouraged to volunteer, participate, and attend school functions.	49	90%
Q32 School rules and expectations promote respect.	50	90%
Q2 PART 1 - SCHOOL/COMMUNITY RELATIONS - We understand the school's policies and procedures as outlined in the Assumption Handbook.	51	91%
Q38 Our school provides a safe, clean, and pleasant environment for learning.	52	92%
Q43 PART 5 - CATHOLIC TEACHINGS - Our school respects the traditions of the Catholic church.	53	92%
Q44 Our school provides students with ample opportunities to participate in the sacraments and various forms of prayer and worship.	54	92%
Q45 Our school models Catholic teaching.	55	92%
Q8 The principal is approachable and will listen to our concerns.	56	92%
Q3 Newsletters, calendars, and Thursday Folders provide useful information.	57	93%
Q15 We are satisfied with the way the students are treated by the principal.	58	93%

If you have any questions, comments, or concerns from the data provided, please feel free to contact me. Thank you for your commitment to Assumption Catholic School and I pray that you and your families have a great summer!

Sincerely,

Dabe Johnson

Own your brand start to finish. Upgrade to white label your surveys. [Switch to PLATINUM](#) →

Assumption School Survey

Summary → Design Survey → Collect Responses → Analyze Results

Export All Share All

No rules applied

Rules allow you to FILTER, COMPARE and SHOW results to see trends and patterns. [Learn more](#)

Question Summaries

Quiz Summary

AVERAGE SCORE
72% • 210/290 PTS

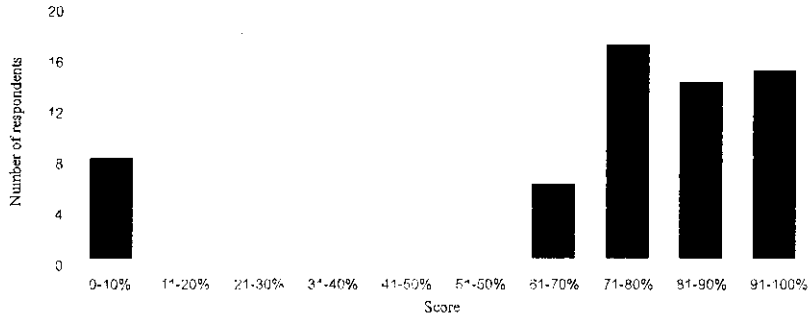
Original View (No rules applied)

Save as...

No shared data

Sharing allows you to share your survey results with others. You can share all data, a saved view, or a single question summary. [Learn more](#)

Share All



Statistics

Lowest Score	Median	Highest Score
1%	81%	100%
Mean: 72%		
Standard Deviation: 30%		

Question Ranking

Questions (58)	Difficulty	Average Score
Q17 Our school's programs meet the needs of students with learning disabilities or challenges.	1	57%
Q58 The expenditure of fundraising dollars is well communicated.	2	64%
Q56 PART - 7 SCHOOL BUDGET - The school budget is well spent.	3	65%

Show all quiz questions

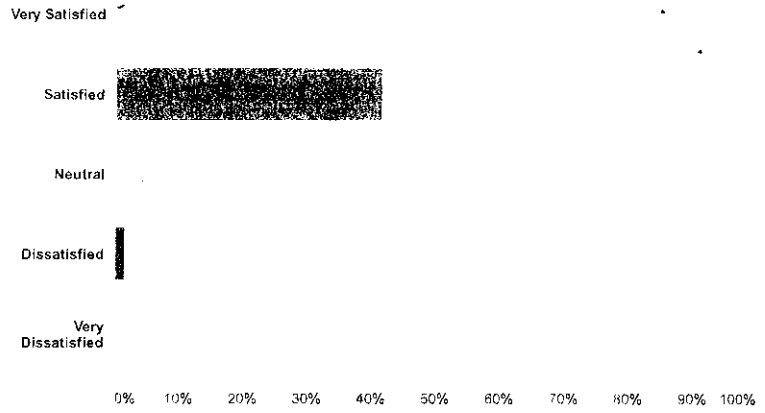
PAGE 1: Assumption Catholic School Parent Survey for Accreditation

Q1

Customize Export

Overall, how satisfied are you with Assumption Catholic School?

Answered: 60 Skipped: 0



Quiz Statistics

Percent Correct	Average Score	Standard Deviation	Difficulty
52%	4.4/5.0 (89%)	0.67	42/58

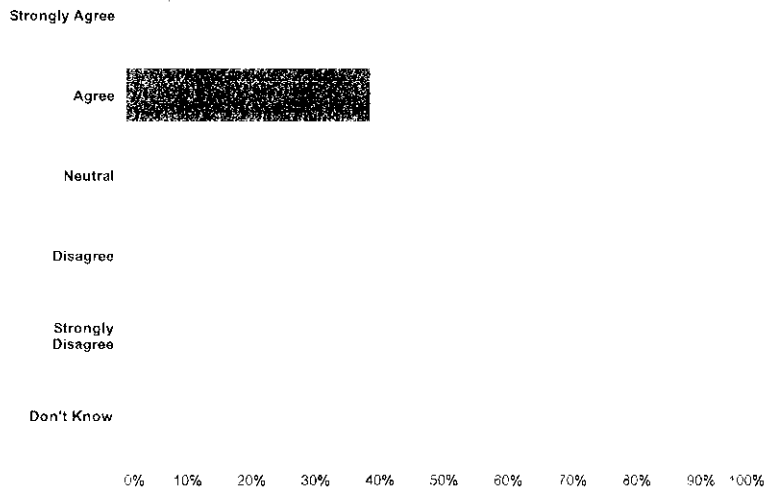
Answer Choices	Score	Responses
Very Satisfied	5.0	51.67%
Satisfied	4.0	41.67%
Neutral	3.0	5.00%
Dissatisfied	2.0	1.67%
Very Dissatisfied	1.0	0.00%
Total		80

Q2

Customize Export

PART 1 - SCHOOL/COMMUNITY RELATIONS - We understand the school's policies and procedures as outlined in the Assumption Handbook.

Answered: 52 Skipped: 8



Quiz Statistics

Percent Correct	Average Score	Standard Deviation	Difficulty
50%	4.5/5.0 (91%)	0.58	51/53

Answer Choices	Score	Responses
Strongly Agree	5.0	57.69%
Agree	4.0	38.46%

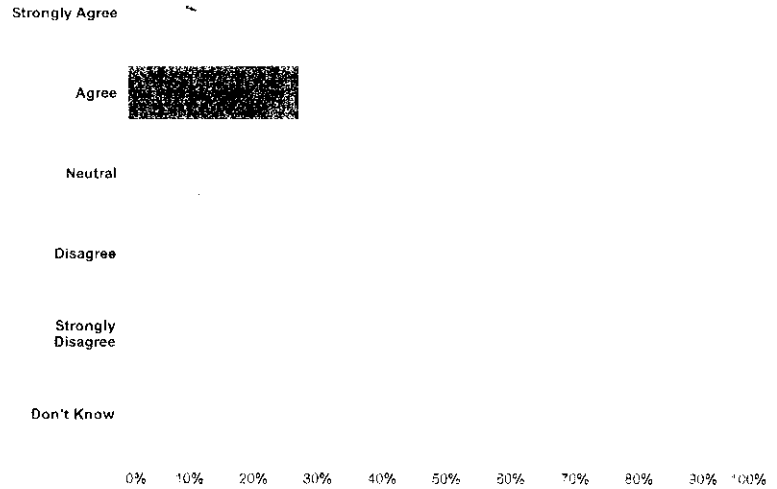
Neutral	3%	3.85%	2
Disagree	0%	0.00%	0
Strongly Disagree	0%	0.00%	0
Don't Know	0%	0.00%	0
Total	100%		52

Q3

Customize Export

Newsletters, calendars, and Thursday Folders provide useful information.

Answered: 52 Skipped: 8



Quiz Statistics

Percent Correct	Average Score	Standard Deviation	Difficulty
60%	4.7/5.0 (93%)	0.56	57/58

Answer Choices	Score	Responses
Strongly Agree	36	69.23%
Agree	14	26.92%
Neutral	2	3.85%
Disagree	0	0.00%
Strongly Disagree	0	0.00%
Don't Know	0	0.00%
Total	52	

Q4

Customize Export

The school staff partners with parents to strengthen the individual student achievement.

Answered: 52 Skipped: 8

Strongly Agree

Agree

Neutral

Disagree

Strongly Disagree

Don't Know

0% 10% 20% 30% 40% 50% 60% 70% 80% 90% 100%

Quiz Statistics

Percent Correct 43% Average Score 4.4/5.0 (88%) Standard Deviation 0.66 Difficulty 41/58

Answer Choices	Score	Responses
Strongly Agree	5.0	50.00%
Agree	4.5	40.38%
Neutral	3.5	9.62%
Disagree	2.5	0.00%
Strongly Disagree	1.5	0.00%
Don't Know	0.5	0.00%
Total		50

Q5

Customize Export

The teachers regularly communicate with us.

Answered: 52 Skipped: 8

Strongly Agree

Agree

Neutral

Disagree

Strongly Disagree

Don't Know

0% 10% 20% 30% 40% 50% 60% 70% 80% 90% 100%

Quiz Statistics

Percent Correct 37% Average Score 4.1/5.0 (83%) Standard Deviation 1.01 Difficulty 21/58

Answer Choices	Score	Responses
----------------	-------	-----------

Strongly Agree	5.8	42.31%	22
Agree	4.0	38.46%	29
Neutral	3.5	13.46%	4
Disagree	2.0	3.85%	1
Strongly Disagree	1.0	0.00%	0
Don't Know	0.0	1.92%	1
Total			52

Q6

Customize Export

We received meaningful reports regarding our child(ren)'s academic and behavioral progress.

Answered: 52 Skipped: 8

Strongly Agree

Agree

Neutral

Disagree

Strongly Disagree

Don't Know

0% 10% 20% 30% 40% 50% 60% 70% 80% 90% 100%

Quiz Statistics

Percent Correct 35%	Average Score 4.2/5.0 (84%)	Standard Deviation 0.91	Difficulty 25/58
-------------------------------	---------------------------------------	-----------------------------------	----------------------------

Answer Choices	Score	Responses
Strongly Agree	5.8	40.38%
Agree	4.0	48.08%
Neutral	3.5	7.69%
Disagree	2.0	1.92%
Strongly Disagree	1.0	0.00%
Don't Know	0.0	1.92%
Total		52

Q7

Customize Export

The teachers are approachable and listen to our concerns.

Answered: 52 Skipped: 8

Strongly Agree

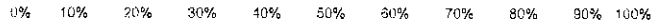
Agree

Neutral

Disagree

Strongly Disagree

Don't Know



Quiz Statistics

Percent Correct	Average Score	Standard Deviation	Difficulty
48%	4.4/5.0 (87%)	0.95	34/58

Answer Choices	Score	Responses
Strongly Agree	5.7	55.77% (29)
Agree	4.5	32.69% (17)
Neutral	3.0	7.69% (4)
Disagree	2.0	1.92% (1)
Strongly Disagree	1.0	0.00% (0)
Don't Know	0.5	1.92% (1)
Total		52

Q8

Customize Export

The principal is approachable and will listen to our concerns.

Answered: 52 Skipped: 8

Strongly Agree

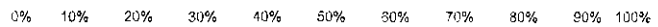
Agree

Neutral

Disagree

Strongly Disagree

Don't Know



Quiz Statistics

Percent Correct	Average Score	Standard Deviation	Difficulty
62%	4.6/5.0 (92%)	0.69	56/58

Answer Choices	Score	Responses
Strongly Agree	5.7	56.7% (29)
Agree	4.5	32.69% (17)
Neutral	3.0	7.69% (4)
Disagree	2.0	1.92% (1)
Strongly Disagree	1.0	0.00% (0)
Don't Know	0.5	1.92% (1)
Total		52

Strongly Agree	37	71.15%	12
Agree	15	21.15%	15
Neutral	3	5.77%	4
Disagree	0	1.92%	1
Strongly Disagree	0	0.00%	0
Don't Know	0	0.00%	0
Total	52		52

Q9

Customize Export

The staff responds to our concerns in a timely manner.

Answered: 52 Skipped: 8

Strongly Agree

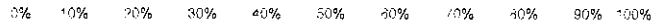


Neutral

Disagree

Strongly Disagree

Don't Know



Quiz Statistics

Percent Correct	Average Score	Standard Deviation	Difficulty
53%	4.5/5.0 (89%)	0.90	43/56

Answer Choices	Score	Responses
Strongly Agree	5.0	61.54% (32)
Agree	4.0	28.85% (15)
Neutral	3.0	7.69% (4)
Disagree	2.0	0.00% (0)
Strongly Disagree	1.0	0.00% (0)
Don't Know	0.5	1.92% (1)
Total		52

Q10

Customize Export

Receiving information via email is a good source of communication for parents.

Answered: 52 Skipped: 8

Strongly Agree

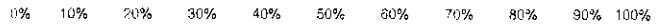
Agree

Neutral

Disagree

Strongly Disagree

Don't Know



Quiz Statistics

Percent Correct	Average Score	Standard Deviation	Difficulty
45%	4.2/5.0 (84%)	1.14	26/58

Answer Choices	Score	Responses
Strongly Agree	5.0	51.92%
Agree	4.0	30.77%
Neutral	3.0	11.54%
Disagree	2.0	1.92%
Strongly Disagree	1.0	0.00%
Don't Know	0.0	3.85%
Total		70

Q11

Customize Export

We experience a sense of belonging in our school.

Answered: 52 Skipped: 8

Strongly Agree

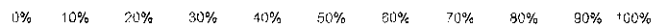
Agree

Neutral

Disagree

Strongly Disagree

Don't Know



Quiz Statistics

Percent Correct	Average Score	Standard Deviation	Difficulty
45%	4.4/5.0 (88%)	0.77	35/58

Answer Choices	Score	Responses
Strongly Agree	5.0	51.92%
Agree	4.0	30.77%
Neutral	3.0	11.54%
Disagree	2.0	1.92%
Strongly Disagree	1.0	0.00%
Don't Know	0.0	3.85%

Strongly Agree	27	51.92%
Agree	22	38.46%
Neutral	3	5.77%
Disagree	0	0.00%
Strongly Disagree	0	0.00%
Don't Know	0	0.00%
Total	52	

Q12

Customize Export

Community members (parishioners, educators, parents, grandparents, etc.) are encouraged to volunteer, participate, and attend school functions.

Answered: 52 Skipped: 8

Strongly Agree

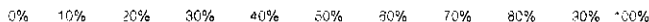
Agree

Neutral

Disagree

Strongly Disagree

Don't Know



Quiz Statistics

Percent Correct	Average Score	Standard Deviation	Difficulty
53%	4.5/5.0 (90%)	0.70	49/58

Answer Choices	Score	Responses
Strongly Agree	5.0	61.54%
Agree	4.0	30.77%
Neutral	3.0	5.77%
Disagree	2.0	1.92%
Strongly Disagree	1.0	0.00%
Don't Know	0.0	0.00%
Total	52	

Q13

Customize Export

PART 2 - SUPPORT FOR STUDENT LEARNING - The teachers have appropriate expectations for student learning.

Answered: 52 Skipped: 8

Strongly Agree

Agree

Neutral

Disagree

Strongly Disagree

Don't Know

0% 10% 20% 30% 40% 50% 60% 70% 80% 90% 100%

Quiz Statistics

Percent Correct 32% Average Score 4.150 (82%) Standard Deviation 0.94 Difficulty 19.58

Answer Choices	Score	Responses
Strongly Agree	5.0	36.54%
Agree	4.0	46.15%
Neutral	3.0	13.46%
Disagree	2.0	1.92%
Strongly Disagree	1.0	0.00%
Don't Know	0.0	1.92%
Total		71

Q14

Customize Export

We are satisfied with the way students are treated by the teachers and support staff.

Answered: 52 Skipped: 8

Strongly Agree

Agree

Neutral

Disagree

Strongly Disagree

Don't Know

0% 10% 20% 30% 40% 50% 60% 70% 80% 90% 100%

Quiz Statistics

Percent Correct 36% Average Score 4.250 (84%) Standard Deviation 0.82 Difficulty 24.58

Answer Choices	Score	Responses
----------------	-------	-----------

Strongly Agree	5.8	40.38%	21
Agree	4.1	42.31%	22
Neutral	3.5	13.46%	4
Disagree	2.0	3.85%	1
Strongly Disagree	1.0	0.00%	0
Don't Know	0.5	0.00%	0
Total			52

Q15

Customize Export

We are satisfied with the way the students are treated by the principal.

Answered: 52 Skipped: 8

Strongly Agree

Agree

Neutral

Disagree

Strongly Disagree

Don't Know

0% 10% 20% 30% 40% 50% 60% 70% 80% 90% 100%

Quiz Statistics

Percent Correct	Average Score	Standard Deviation	Difficulty
63%	4.7/5.0 (93%)	0.79	58/58

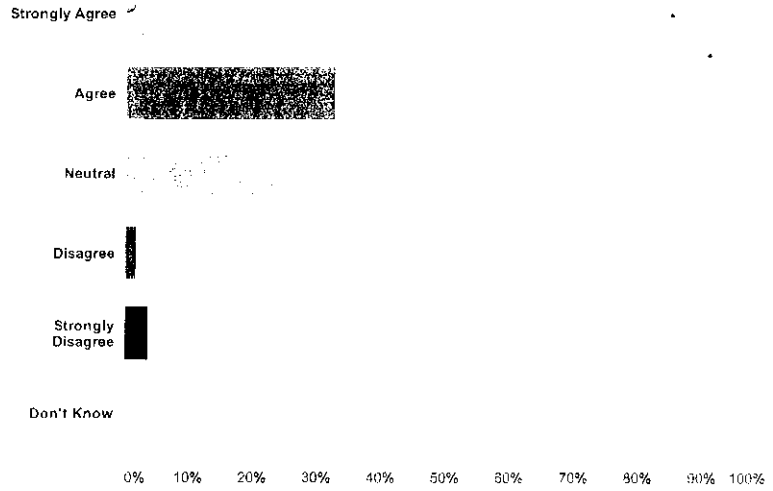
Answer Choices	Score	Responses
Strongly Agree	5.8	73.08%
Agree	4.1	25.00%
Neutral	3.5	0.00%
Disagree	2.0	0.00%
Strongly Disagree	1.0	0.00%
Don't Know	0.5	1.92%
Total		52

Q16

Customize Export

Our school's programs meet the needs of the gifted and talented in the school.

Answered: 52 Skipped: 8



Quiz Statistics

Percent Correct	Average Score	Standard Deviation	Difficulty
23%	3.4/5.0 (68%)	1.58	7/58

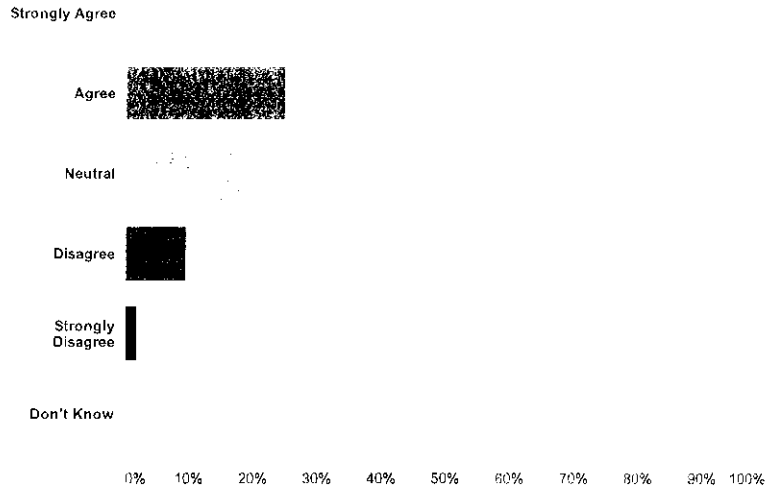
Answer Choices	Score	Responses
Strongly Agree	5.0	26.92%
Agree	4.0	32.69%
Neutral	3.0	23.08%
Disagree	2.0	1.92%
Strongly Disagree	1.0	3.85%
Don't Know	0.0	11.54%
Total		52

Q17

Customize Export

Our school's programs meet the needs of students with learning disabilities or challenges.

Answered: 52 Skipped: 8



Quiz Statistics

Percent Correct	Average Score	Standard Deviation	Difficulty
19%	2.8/5.0 (57%)	1.84	1/58

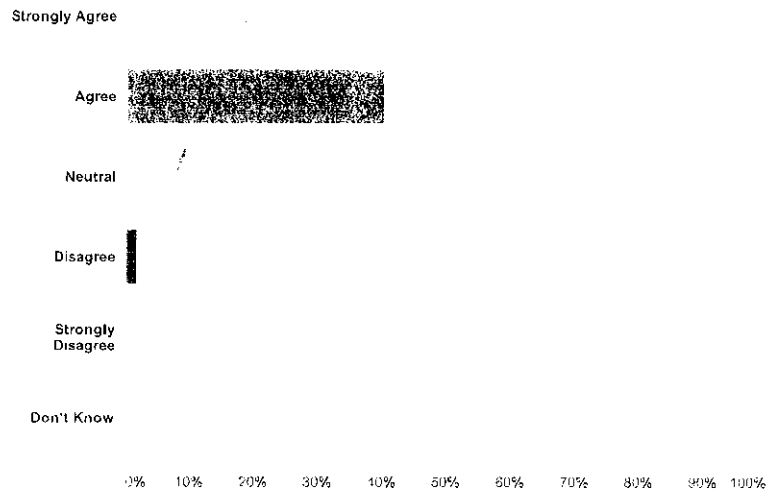
Answer Choices	Score	Responses
Strongly Agree	5.0	21.15%
Agree	4.0	25.00%
Neutral	3.0	19.23%
Disagree	2.0	9.62%
Strongly Disagree	1.0	1.92%
Don't Know	0.0	23.08%

Q18

Customize Export

The transportation services to and from the school meet the needs of students.

Answered: 52 Skipped: 8



Quiz Statistics

Percent Correct	Average Score	Standard Deviation	Difficulty
22%	3.3/5.0 (66%)	1.82	4/58

Answer Choices	Score	Responses
Strongly Agree	5.0	25.00%
Agree	4.0	40.38%
Neutral	3.0	11.54%
Disagree	2.0	1.92%
Strongly Disagree	1.0	0.00%
Don't Know	0.0	21.15%
Total		52

Q19

Customize Export

Our Kid's Club program meets the expectations of parents within our school.

Answered: 52 Skipped: 8

Strongly Agree

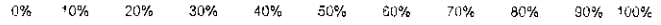
Agree

Neutral

Disagree

Strongly Disagree

Don't Know



Quiz Statistics

Percent Correct	Average Score	Standard Deviation	Difficulty
57%	4.4/5.0 (88%)	1.11	38/58

Answer Choices	Score	Responses
Strongly Agree	3.5	65.38%
Agree	4.5	21.15%
Neutral	3.0	9.62%
Disagree	2.0	0.00%
Strongly Disagree	1.0	0.00%
Don't Know	1.5	3.85%
Total		50

Q20

Customize Export

PART 3 - ACADEMICS - Daily classroom instruction supports the mission of our school.

Answered: 52 Skipped: 8

Strongly agree

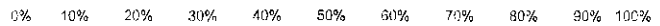
Agree

Neutral

Disagree

Strongly Disagree

Don't Know



Quiz Statistics

Percent Correct	Average Score	Standard Deviation	Difficulty
43%	4.4/5.0 (88%)	0.84	36/58

Answer Choices	Score	Responses	
Strongly agree	5.0	50.00%	26
Agree	4.5	44.23%	23
Neutral	3.0	3.85%	2
Disagree	2.5	0.00%	0
Strongly Disagree	1.5	0.00%	0
Don't Know	0.5	1.92%	1
Total			52

Q21

Customize Export

Instructional strategies by teachers are balanced, allowing group learning, independent work, hands on learning, etc.

Answered: 52 Skipped: 8

Strongly Agree

Agree

Neutral

Disagree

Strongly Disagree

Don't Know

0% 10% 20% 30% 40% 50% 60% 70% 80% 90% 100%

Quiz Statistics

Percent Correct: 36% Average Score: 4.25/5.0 (83%) Standard Deviation: 1.00 Difficulty: 22/58

Answer Choices	Score	Responses	
Strongly Agree	5.0	40.38%	21
Agree	4.5	44.23%	23
Neutral	3.0	11.54%	6
Disagree	2.5	0.00%	0
Strongly Disagree	1.5	1.92%	1
Don't Know	0.5	1.92%	1
Total			52

Q22

Customize Export

Our school facilities adequately support our instructional programs.

Answered: 52 Skipped: 8

Strongly Agree ✓

Agree

Neutral

Disagree

Strongly Disagree

Don't Know

0% 10% 20% 30% 40% 50% 60% 70% 80% 90% 100%

Quiz Statistics

Percent Correct 30% Average Score 4.3/5.0 (86%) Standard Deviation 0.54 Difficulty 32/58

Answer Choices	Score	Responses
✓ Strongly Agree	5.0	34.62%
Agree	4.0	61.54%
Neutral	3.0	3.85%
Disagree	2.0	0.00%
Strongly Disagree	1.0	0.00%
Don't Know	0.0	0.00%

Q23

Customize Export

Technology is incorporated into our curriculum.

Answered: 52 Skipped: 8

Strongly Agree

Agree

Neutral

Disagree

Strongly Disagree

Don't Know

0% 10% 20% 30% 40% 50% 60% 70% 80% 90% 100%

Quiz Statistics

Percent Correct 22% Average Score 3.8/5.0 (77%) Standard Deviation 1.15 Difficulty 19/58

Answer Choices	Score	Responses
----------------	-------	-----------

Strongly Agree	6.6	25.00%	11
Agree	4.6	51.92%	27
Neutral	3.6	13.46%	8
Disagree	2.6	3.85%	2
Strongly Disagree	1.6	1.92%	1
Don't Know	0.6	3.85%	2
Total			43

Q24

Customize Export

Academic expectations are appropriately challenging.

Answered: 52 Skipped: 8

Strongly Agree

Agree

Neutral

Disagree

Strongly Disagree

Don't Know

0% 10% 20% 30% 40% 50% 60% 70% 80% 90% 100%

Quiz Statistics

Percent Correct 27%	Average Score 4.1/5.0 (82%)	Standard Deviation 0.81	Difficulty 18/58
------------------------	--------------------------------	----------------------------	---------------------

Answer Choices	Score	Responses
Strongly Agree	6.6	30.77%
Agree	4.6	55.77%
Neutral	3.6	9.62%
Disagree	2.6	1.92%
Strongly Disagree	1.6	1.92%
Don't Know	0.6	0.00%
Total		52

Q25

Customize Export

Students and parents understand teachers' grading practices.

Answered: 52 Skipped: 8

Strongly Agree

Agree

Neutral

Disagree

Strongly Disagree

Don't Know

0% 10% 20% 30% 40% 50% 60% 70% 80% 90% 100%

Quiz Statistics

Percent Correct 33% Average Score 4.0/5.0 (81%) Standard Deviation 1.20 Difficulty 13/58

Answer Choices	Score	Responses
Strongly Agree	5.0	38.46%
Agree	4.5	44.23%
Neutral	3.0	11.54%
Disagree	2.5	0.00%
Strongly Disagree	1.0	0.00%
Don't Know	0.5	5.77%
Total		50

Q26

Customize Export

Report cards are informative.

Answered: 52 Skipped: 8

Strongly Agree

Agree

Neutral

Disagree

Strongly Disagree

Don't Know

0% 10% 20% 30% 40% 50% 60% 70% 80% 90% 100%

Quiz Statistics

Percent Correct 37% Average Score 4.2/5.0 (83%) Standard Deviation 1.07 Difficulty 23/58

Answer Choices	Score	Responses
Strongly Agree	5.0	42.31%

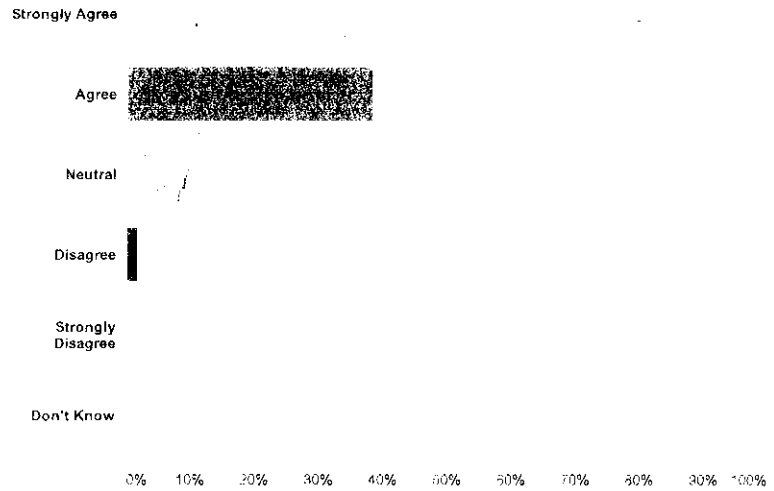
Agree	45	42.31%	2
Neutral	14	11.54%	1
Disagree	0	0.00%	0
Strongly Disagree	0	0.00%	0
Don't Know	3	3.85%	0

Q27

Customize Export

Standardized test (NWEA MAP testing) results are given and explained to us if we have questions.

Answered: 52 Skipped: 8



Quiz Statistics

Percent Correct	Average Score	Standard Deviation	Difficulty
30%	3.8/5.0 (76%)	1.45	3/58

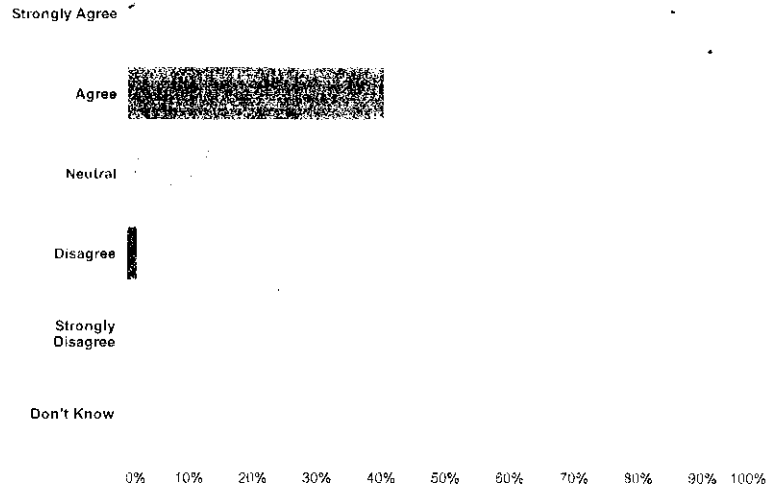
Answer Choices	Score	Responses
Strongly Agree	2.5	34.62%
Agree	4.5	38.46%
Neutral	3.5	15.38%
Disagree	2.5	1.92%
Strongly Disagree	1.5	0.00%
Don't Know	0.5	9.62%

Q28

Customize Export

Standardized test results given to the parents provide valuable information.

Answered: 52 Skipped: 8



Quiz Statistics

Percent Correct	Average Score	Standard Deviation	Difficulty
28%	3.7/5.0 (74%)	1.53	8/58

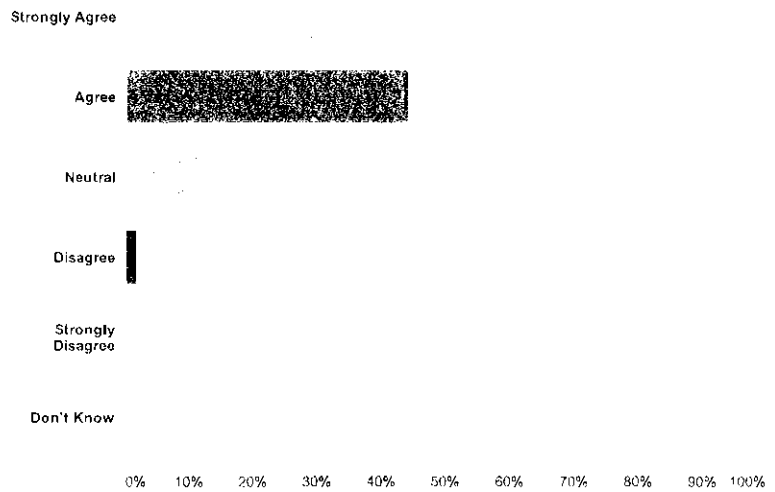
Answer Choices	Score	Responses
Strongly Agree	3.7	32.69%
Agree	4.4	40.38%
Neutral	3.0	13.46%
Disagree	2.5	1.92%
Strongly Disagree	1.0	0.00%
Don't Know	3.0	11.54%
Total		71

Q29

Customize Export

Academic programs offered to students at our school are of high quality.

Answered: 52 Skipped: 8



Quiz Statistics

Percent Correct	Average Score	Standard Deviation	Difficulty
32%	4.0/5.0 (80%)	1.23	12/58

Answer Choices	Score	Responses
Strongly Agree	3.7	32.69%
Agree	4.4	40.38%
Neutral	3.0	13.46%
Disagree	2.5	1.92%
Strongly Disagree	1.0	0.00%
Don't Know	3.0	11.54%
Total		71

Strongly Agree	5.9	36.54%	19
Agree	4.5	44.23%	23
Neutral	3.6	11.54%	6
Disagree	2.6	1.92%	1
Strongly Disagree	1.6	0.00%	0
Don't Know	0.6	5.77%	3
Total			52

Q30

Customize Export

Homework is appropriate for you child(ren)'s grade level.

Answered: 52 Skipped: 8

Strongly Agree

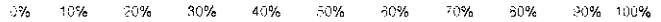
Agree

Neutral

Disagree

Strongly Disagree

Don't Know



Quiz Statistics

Percent Correct 28%	Average Score 4.1/5.0 (81%)	Standard Deviation 0.98	Difficulty 15/58
------------------------	--------------------------------	----------------------------	---------------------

Answer Choices	Score	Responses
Strongly Agree	5.9	32.69%
Agree	4.5	50.00%
Neutral	3.6	13.46%
Disagree	2.6	0.00%
Strongly Disagree	1.6	1.92%
Don't Know	0.6	1.92%
Total		52

Q31

Customize Export

PART 4 - SCHOOL CLIMATE/ ENVIRONMENT FOR LEARNING - The uniform policy is reasonable.

Answered: 52 Skipped: 8

Strongly Agree

Agree

Neutral

Disagree

Strongly Disagree

Don't Know

0% 10% 20% 30% 40% 50% 60% 70% 80% 90% 100%

Quiz Statistics

Percent Correct 37% Average Score 4.2/5.0 (84%) Standard Deviation 0.91 Difficulty 27/58

Answer Choices	Score	Responses
Strongly Agree	5.5	42.31%
Agree	4.5	46.15%
Neutral	3.5	3.85%
Disagree	2.5	5.77%
Strongly Disagree	1.5	1.92%
Don't Know	0.5	0.00%
Total		58

Q32

Customize Export

School rules and expectations promote respect.

Answered: 52 Skipped: 8

Strongly Agree

Agree

Neutral

Disagree

Strongly Disagree

Don't Know

0% 10% 20% 30% 40% 50% 60% 70% 80% 90% 100%

Quiz Statistics

Percent Correct 52% Average Score 4.5/5.0 (90%) Standard Deviation 0.67 Difficulty 50/58

Answer Choices	Score	Responses
----------------	-------	-----------

Strongly Agree	5/8	59.62%	15
Agree	4/8	34.62%	10
Neutral	3/8	3.85%	1
Disagree	0/8	1.92%	0
Strongly Disagree	1/8	0.00%	0
Don't Know	0/8	0.00%	0
Total			50

Q33

Customize Export

The staff consistently enforces the rules.

Answered: 52 Skipped: 8

Strongly Agree

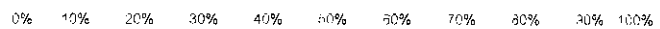
Agree

Neutral

Disagree

Strongly Disagree

Don't Know



Quiz Statistics

Percent Correct	Average Score	Standard Deviation	Difficulty
30%	4.2/5.0 (84%)	0.82	28/58

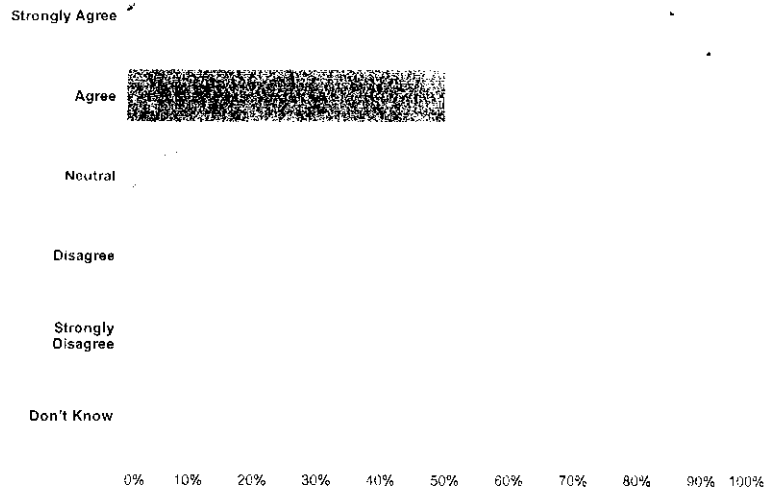
Answer Choices	Score	Responses
Strongly Agree	5/8	34.62%
Agree	4/8	57.69%
Neutral	3/8	5.77%
Disagree	2/8	0.00%
Strongly Disagree	1/8	0.00%
Don't Know	0/8	1.92%
Total		52

Q34

Customize Export

Students show respect towards adults.

Answered: 52 Skipped: 8



Quiz Statistics

Percent Correct	Average Score	Standard Deviation	Difficulty
36%	4.3750 (86%)	0.64	31/58

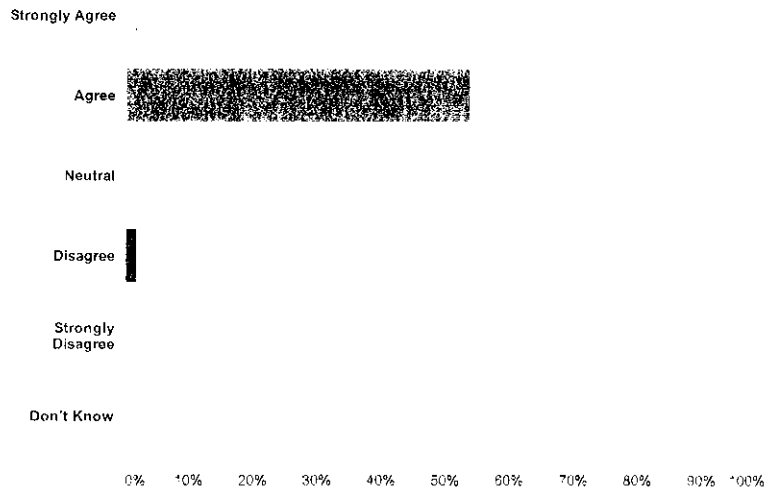
Answer Choices	Score	Responses
Strongly Agree	5.0	40.38%
Agree	4.0	50.00%
Neutral	3.0	9.62%
Disagree	2.0	0.00%
Strongly Disagree	1.0	0.00%
Don't Know	0.0	0.00%
Total		51

Q35

Customize Export

Adults show respect towards students.

Answered: 52 Skipped: 8



Quiz Statistics

Percent Correct	Average Score	Standard Deviation	Difficulty
32%	4.1250 (83%)	1.05	20/58

Answer Choices	Score	Responses
Strongly Agree	5.0	36.54%

Agree	41	53.85%	26
Neutral	11	3.85%	2
Disagree	10	1.92%	1
Strongly Disagree	10	0.00%	0
Don't Know	0	3.85%	1
Total			52

Q36

Customize Export

Students show respect for each other.

Answered: 52 Skipped: 8

Strongly Agree

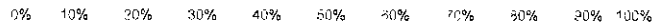
Agree

Neutral

Disagree

Strongly Disagree

Don't Know



Quiz Statistics

Percent Correct	Average Score	Standard Deviation	Difficulty
3%	3.9/5.0 (78%)	0.53	11/58

Answer Choices	Score	Responses
Strongly Agree	0.0	9.62%
Agree	4.0	71.15%
Neutral	3.0	19.23%
Disagree	2.0	0.00%
Strongly Disagree	1.0	0.00%
Don't Know	0.0	0.00%
Total		52

Q37

Customize Export

Our school demonstrates sensitivity to diversity.

Answered: 52 Skipped: 8

Strongly Agree

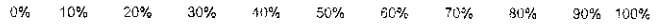
Agree

Neutral

Disagree

Strongly Disagree

Don't Know



Quiz Statistics

Percent Correct 30%	Average Score 4.1/5.0 (81%)	Standard Deviation 1.06	Difficulty 16/58
------------------------	--------------------------------	----------------------------	---------------------

Answer Choices	Score	Responses
Strongly Agree	5.0	34.62%
Agree	4.0	48.08%
Neutral	3.0	13.46%
Disagree	2.0	0.00%
Strongly Disagree	1.0	0.00%
Don't Know	0.0	3.85%
Total		58

Q38

Customize Export

Our school provides a safe, clean, and pleasant environment for learning.

Answered: 52 Skipped: 8

Strongly Agree

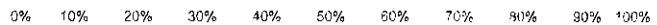
Agree

Neutral

Disagree

Strongly Disagree

Don't Know



Quiz Statistics

Percent Correct 55%	Average Score 4.6/5.0 (92%)	Standard Deviation 0.61	Difficulty 52/58
------------------------	--------------------------------	----------------------------	---------------------

Answer Choices	Score	Responses
Strongly Agree	5.0	55%
Agree	4.0	43.02%
Neutral	3.0	1.96%
Disagree	2.0	0.00%
Strongly Disagree	1.0	0.00%
Don't Know	0.0	0.00%
Total		58

Strongly Agree	5.5	63.46%	17
Agree	4.5	30.77%	9
Neutral	3.5	5.77%	1
Disagree	2.5	0.00%	0
Strongly Disagree	1.5	0.00%	0
Don't Know	0.5	0.00%	0
Total:			27

Q39

Customize Export

Our school is well maintained (neat and clean).

Answered: 52 Skipped: 8

Strongly Agree

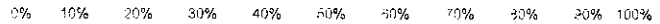
Agree

Neutral

Disagree

Strongly Disagree

Don't Know



Quiz Statistics

Percent Correct	Average Score	Standard Deviation	Difficulty
35%	4.5/5.0 (90%)	0.58	46/56

Answer Choices	Score	Responses
Strongly Agree	5.5	51.92% (17)
Agree	4.5	44.23% (15)
Neutral	3.5	3.85% (1)
Disagree	2.5	0.00% (0)
Strongly Disagree	1.5	0.00% (0)
Don't Know	0.5	0.00% (0)
Total:		33

Q40

Customize Export

Sufficient time is allotted for lunch.

Answered: 52 Skipped: 8

Strongly Agree

Agree

Neutral

Disagree

Strongly Disagree

Don't Know

0% 10% 20% 30% 40% 50% 60% 70% 80% 90% 100%

Quiz Statistics

Percent Correct 10% Average Score 3.3/5.0 (67%) Standard Deviation 1.37 Difficulty 5/58

Answer Choices	Score	Responses
Strongly Agree	5.0	11.54%
Agree	4.0	51.92%
Neutral	3.0	15.38%
Disagree	2.0	11.54%
Strongly Disagree	1.0	0.00%
Don't Know	0.0	9.62%
Total		58

Q41

Customize Export

Recess is a safe and enjoyable experience for students.

Answered: 52 Skipped: 8

Strongly Agree

Agree

Neutral

Disagree

Strongly Disagree

Don't Know

0% 10% 20% 30% 40% 50% 60% 70% 80% 90% 100%

Quiz Statistics

Percent Correct 27% Average Score 4.1/5.0 (82%) Standard Deviation 1.03 Difficulty 17/58

Answer Choices	Score	Responses
----------------	-------	-----------

Strongly Agree	5.8	30.77%	18
Agree	4.8	59.62%	31
Neutral	3.8	3.85%	2
Disagree	2.8	1.92%	1
Strongly Disagree	1.8	0.00%	0
Don't Know	0.8	3.85%	2
Total			58

Q42

Customize Export

Our child(ren) are proud to be part of this school.

Answered: 52 Skipped: 8

Strongly Agree

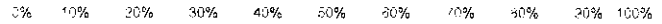
Agree

Neutral

Disagree

Strongly Disagree

Don't Know



Quiz Statistics

Percent Correct	Average Score	Standard Deviation	Difficulty
47%	4.5/5.0 (89%)	0.64	44/58

Answer Choices	Score	Responses
Strongly Agree	5.8	53.85%
Agree	4.8	38.16%
Neutral	3.8	7.69%
Disagree	2.8	0.00%
Strongly Disagree	1.8	0.00%
Don't Know	0.8	0.00%
Total		52

Q43

Customize Export

PART 5 - CATHOLIC TEACHINGS - Our school respects the traditions of the Catholic church.

Answered: 52 Skipped: 8

Strongly Agree

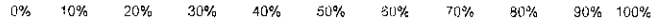
Agree

Neutral

Disagree

Strongly Disagree

Don't Know



Quiz Statistics

Percent Correct	Average Score	Standard Deviation	Difficulty
53%	4.6/5.0 (92%)	0.57	93/58

Answer Choices	Score	Responses
Strongly Agree	5.0	61.54%
Agree	4.0	34.62%
Neutral	3.0	3.85%
Disagree	2.0	0.00%
Strongly Disagree	1.0	0.00%
Don't Know	0.0	0.00%
Total		52

Q44

Customize Export

Our school provides students with ample opportunities to participate in the sacraments and various forms of prayer and worship.

Answered: 52 Skipped: 8

Strongly Agree

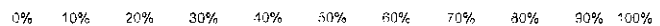
Agree

Neutral

Disagree

Strongly Disagree

Don't Know



Quiz Statistics

Percent Correct	Average Score	Standard Deviation	Difficulty
60%	4.6/5.0 (92%)	0.85	54/58

Answer Choices	Score	Responses
Strongly Agree	5.0	69.23%
Agree	4.0	25.00%
Neutral	3.0	3.85%
Disagree	2.0	0.00%
Strongly Disagree	1.0	0.00%
Don't Know	0.0	1.92%
Total		52

Q45

Customize Export

Our school models Catholic teaching.

Answered: 52 Skipped: 8

Strongly Agree

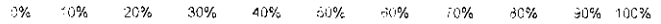
Agree

Neutral

Disagree

Strongly Disagree

Don't Know



Quiz Statistics

Percent Correct 55%	Average Score 4.6/5.0 (92%)	Standard Deviation 0.81	Difficulty 55/58
------------------------	--------------------------------	----------------------------	---------------------

Answer Choices	Score	Responses
Strongly Agree	5.0	63.46%
Agree	4.0	30.77%
Neutral	3.0	5.77%
Disagree	2.0	0.00%
Strongly Disagree	1.0	0.00%
Don't Know	0.0	0.00%
Total		52

Q46

Customize Export

Our staff integrates Catholic teaching throughout the curriculum.

Answered: 52 Skipped: 8

Strongly Agree

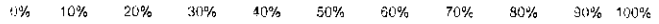
Agree

Neutral

Disagree

Strongly Disagree

Don't Know



Quiz Statistics

Percent Correct	Average Score	Standard Deviation	Difficulty
47%	4.4/5.0 (88%)	0.87	39/58

Answer Choices	Score	Responses
Strongly Agree	5.0	53.85% (28)
Agree	4.0	38.46% (20)
Neutral	3.0	5.77% (3)
Disagree	2.0	0.00% (0)
Strongly Disagree	1.0	0.00% (0)
Don't Know	0.0	1.92% (1)
Total		58

Q47

Customize Export

Our religion curriculum and resource materials adhere to the teachings and traditions of the Church.

Answered: 52 Skipped: 8

Strongly Agree

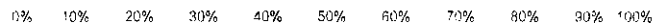
Agree

Neutral

Disagree

Strongly Disagree

Don't Know



Quiz Statistics

Percent Correct	Average Score	Standard Deviation	Difficulty
52%	4.5/5.0 (89%)	0.75	45/58

Answer Choices	Score	Responses
Strongly Agree	5.0	59.62%
Agree	4.0	28.85%
Neutral	3.0	9.62%
Disagree	2.0	1.92%
Strongly Disagree	1.0	0.00%
Don't Know	0.0	0.00%
Total		52

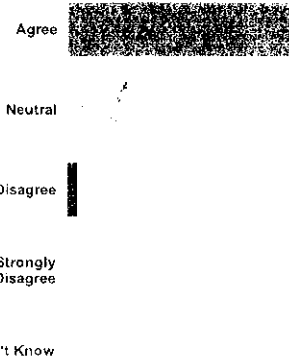
Q48

Customize Export

Sufficient time is allotted for religious instruction.

Answered: 52 Skipped: 8

Strongly Agree



Quiz Statistics

Percent Correct	Average Score	Standard Deviation	Difficulty
43%	4.3/5.0 (86%)	0.96	30/55

Answer Choices	Score	Responses
Strongly Agree	5.0	50.00%
Agree	4.0	36.54%
Neutral	3.0	9.62%
Disagree	2.0	1.92%
Strongly Disagree	1.0	0.00%
Don't Know	0.0	1.92%
Total		52

Q49

Customize Export

Our school staff is committed to forming the minds and hearts of students and guiding them to develop a total commitment to Christ.

Answered: 52 Skipped: 8

Strongly Agree

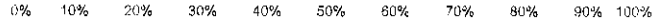
Agree

Neutral

Disagree

Strongly Disagree

Don't Know



Quiz Statistics

Percent Correct	Average Score	Standard Deviation	Difficulty
48%	4.5/5.0 (90%)	0.67	47/58

Answer Choices	Score	Responses
Strongly Agree	5.0	55.77%
Agree	4.0	38.46%
Neutral	3.0	3.85%
Disagree	2.0	1.92%
Strongly Disagree	1.0	0.00%
Don't Know	0.0	0.00%
Total		50

Q50

Customize Export

Our school instills a sense of Christian service in students.

Answered: 52 Skipped: 8

Strongly Agree

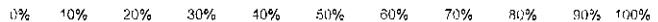
Agree

Neutral

Disagree

Strongly Disagree

Don't Know



Quiz Statistics

Percent Correct	Average Score	Standard Deviation	Difficulty
50%	4.5/5.0 (90%)	0.84	48/58

Answer Choices	Score	Responses
Strongly Agree	5.0	55.77%
Agree	4.0	38.46%
Neutral	3.0	3.85%
Disagree	2.0	1.92%
Strongly Disagree	1.0	0.00%
Don't Know	0.0	0.00%
Total		50

Strongly Agree	5.5	57.69%	5
Agree	4.0	34.62%	4
Neutral	3.5	7.69%	3
Disagree	2.0	0.00%	0
Strongly Disagree	1.5	0.00%	0
Don't Know	0.5	0.00%	0
Total			52

Q51

Customize Export

Our school cultivates sensitivity for peace and justice.

Answered: 52 Skipped: 8

Strongly Agree

Agree

Neutral

Disagree

Strongly Disagree

Don't Know

0% 10% 20% 30% 40% 50% 60% 70% 80% 90% 100%

Quiz Statistics

Percent Correct	Average Score	Standard Deviation	Difficulty
42%	4.3/5.0 (87%)	0.81	33/58

Answer Choices	Score	Responses	
Strongly Agree	5.5	48.08%	25
Agree	4.5	40.38%	21
Neutral	3.5	9.62%	5
Disagree	2.5	0.00%	0
Strongly Disagree	1.5	1.92%	1
Don't Know	0.5	0.00%	0
Total			52

Q52

Customize Export

Student's spiritual levels are enhanced by weekly children's Mass.

Answered: 52 Skipped: 8

Strongly Agree

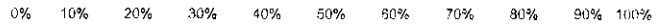
Agree

Neutral

Disagree

Strongly Disagree

Don't Know



Quiz Statistics

Percent Correct	Average Score	Standard Deviation	Difficulty
43%	4.3/5.0 (86%)	0.87	29/58

Answer Choices	Score	Responses
Strongly Agree	5.0	50.00%
Agree	4.0	30.77%
Neutral	3.0	15.38%
Disagree	2.0	3.85%
Strongly Disagree	1.0	0.00%
Don't Know	0.0	0.00%
Total		52

Q53

Customize Export

PART 6 - LIFELONG LEARNING - Our staff helps students make good decisions.

Answered: 52 Skipped: 8

Strongly Agree

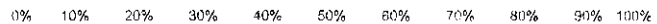
Agree

Neutral

Disagree

Strongly Disagree

Don't Know



Quiz Statistics

Percent Correct	Average Score	Standard Deviation	Difficulty
37%	4.4/5.0 (88%)	0.57	37/58

Answer Choices	Score	Responses
Strongly Agree	5.0	37%
Agree	4.0	88%
Neutral	3.0	0%
Disagree	2.0	0%
Strongly Disagree	1.0	0%
Don't Know	0.0	0%

Strongly Agree	22	42.31%
Agree	28	53.85%
Neutral	1	3.85%
Disagree	0	0.00%
Strongly Disagree	0	0.00%
Don't Know	0	0.00%
Total	52	

Q54

Customize Export

Our school prepares students to succeed in learning.

Answered: 52 Skipped: 8

Strongly Agree

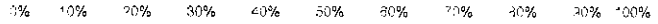
Agree

Neutral

Disagree

Strongly Disagree

Don't Know



Quiz Statistics

Percent Correct	Average Score	Standard Deviation	Difficulty
43%	4.4/5.0 (88%)	0.66	41/58

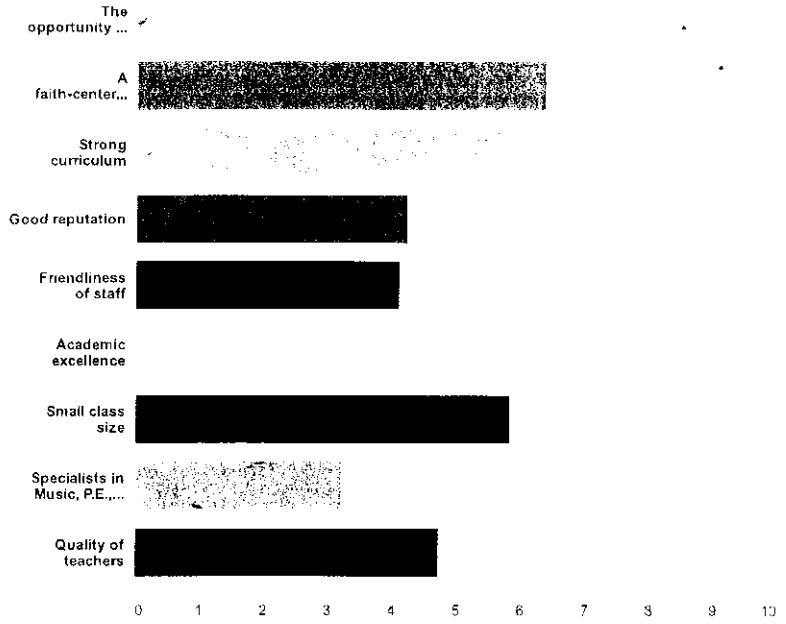
Answer Choices	Score	Responses
Strongly Agree	5.0	50.00%
Agree	4.5	40.38%
Neutral	3.5	9.62%
Disagree	2.5	0.00%
Strongly Disagree	1.5	0.00%
Don't Know	0.5	0.00%
Total	52	

Q55

Customize Export

Please rank the reasons you send your child(ren) to Assumption Catholic School. 1 being the most important and 9 being least important.

Answered: 50 Skipped: 10



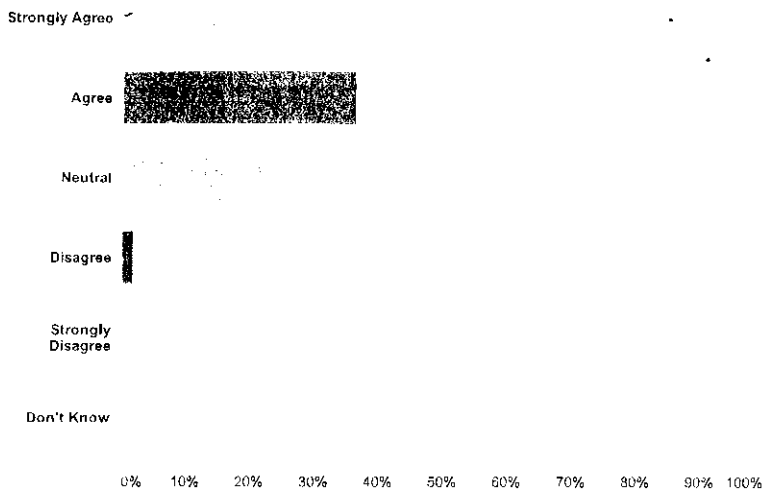
	1	2	3	4	5	6	7	8	
The opportunity to grow in faith	13.64%	20.45%	4.55%	11.36%	4.55%	4.55%	9.09%	15.91%	1
A faith-centered environment (Christian values)	38.64%	13.64%	6.82%	9.09%	2.27%	4.55%	4.55%	15.91%	
Strong curriculum	18.18%	13.64%	13.64%	18.18%	11.36%	6.82%	9.09%	6.82%	
Good reputation	4.55%	4.55%	9.09%	15.91%	13.64%	9.09%	13.64%	11.36%	1
Friendliness of staff	2.22%	2.22%	8.89%	8.89%	22.22%	15.56%	13.33%	17.78%	
Academic excellence	10.87%	21.74%	17.39%	15.22%	15.22%	4.35%	8.70%	4.35%	
Small class size	17.02%	12.77%	23.40%	4.26%	14.89%	8.51%	4.26%	4.26%	1
Specialists in Music, P.E., Library, and Technology	2.17%	8.70%	0.00%	0.00%	4.35%	28.26%	15.22%	13.04%	2
Quality of teachers	2.08%	4.17%	18.75%	14.58%	12.50%	14.58%	18.75%	10.42%	

Q56

Customize Export

PART - 7 SCHOOL BUDGET - The school budget is well spent.

Answered: 52 Skipped: 8



Quiz Statistics

Percent Correct	Average Score	Standard Deviation	Difficulty
18%	3.3/5.0 (66%)	1.67	3/58

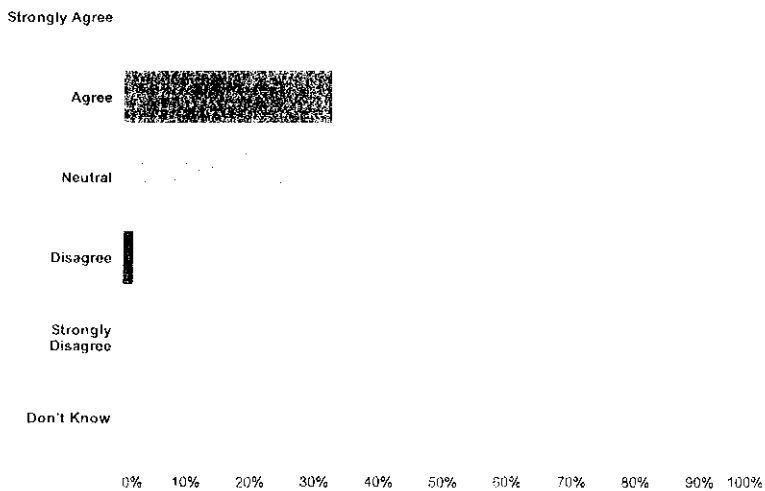
Answer Choices	Score	Responses
Strongly Agree	5.0	21.15%
Agree	4.0	36.54%
Neutral	3.0	23.08%
Disagree	2.0	1.92%
Strongly Disagree	1.0	0.00%
Don't Know	0.0	17.31%
Total		58

Q57

Customize Export

Fundraising dollars are well spent.

Answered: 52 Skipped: 8



Quiz Statistics

Percent Correct	Average Score	Standard Deviation	Difficulty
22%	3.4/5.0 (68%)	1.56	6/58

Answer Choices	Score	Responses
Strongly Agree	5.0	25.00%

Agree	40	32.69%
Neutral	39	26.92%
Disagree	25	1.92%
Strongly Disagree	15	0.00%
Don't Know	10	13.46%
Total		122

Q58

Customize Export

The expenditure of fundraising dollars is well communicated.

Answered: 52 Skipped: 8

Strongly Agree



Neutral

Disagree

Strongly Disagree

Don't Know

0% 10% 20% 30% 40% 50% 60% 70% 80% 90% 100%

Quiz Statistics

Percent Correct	Average Score	Standard Deviation	Difficulty
15%	3.2/5.0 (64%)	1.37	2/58

Answer Choices	Score	Responses
Strongly Agree	40	17.31%
Agree	39	30.77%
Neutral	25	21.15%
Disagree	15	21.15%
Strongly Disagree	10	3.85%
Don't Know	8	5.77%
Total		52

Q59

Customize Export

The education received is a good value for the tuition paid.

Answered: 52 Skipped: 8

Strongly Agree

Agree

Neutral

Disagree

Strongly Disagree

Don't Know

0% 10% 20% 30% 40% 50% 60% 70% 80% 90% 100%

Quiz Statistics

Percent Correct 28% Average Score 4.1750 (81%) Standard Deviation 0.89 Difficulty 14/5.8

Answer Choices	Score	Responses
Strongly Agree	5.5	32.69%
Agree	4.5	48.08%
Neutral	3.5	13.46%
Disagree	2.5	3.85%
Strongly Disagree	1.5	1.92%
Don't Know	0.5	0.00%
Total		52

Q60

Customize Export

PART 8 - OPERATING EXPENSES - Our school operating expenses are covered by three sources of income: parish investment, tuition, and fundraising. Please indicate your preference on financing the school budget.

Answered: 52 Skipped: 8

More fundraising ...

Less fundraising ...

Maintain the current ratio

0% 10% 20% 30% 40% 50% 60% 70% 80% 90% 100%

Answer Choices	Responses
More fundraising and less tuition cost	15.38%
Less fundraising and more tuition cost	13.46%
Maintain the current ratio	71.15%
Total	52