

Extending Activities

March 15, 2020 • 3rd Sunday of Lent

We Hear Jesus' Good News from... • Print this sentence stem on poster paper. Invite the children to tell you who tells them about Jesus. Direct them to print the names or draw pictures of the people on the poster. Display the poster where others in your school or parish will see it.

Let's Listen • Invite the children to sit quietly for one minute and pay attention to every sound they hear. When the minute is up, make a list on the board of all of the sounds the children heard. Ask the children questions to get them thinking about the complexities of sound. Ask: What sounds were far away? What sounds were near? What were the loudest sounds? What were the softest sounds?

March 22, 2020 • 4th Sunday of Lent

Do You See My Mother? • Find a coloring page to accompany this story in the pages that follow.

Finding the Gospel • The children have been building their lessons around the Sunday Gospel stories for six months. If you have not already done so, introduce them to where in the Bible these stories come from. Distribute Bibles or use a classroom children's Bible. Help the children find John's Gospel, then chapter 9, then the story of the blind man that runs from verse 1 through verse 41.

The Five Senses Song • Sing this fun song to the children to the tune of "This Old Man." Invite the children to act out the words with their faces and bodies and to join you on the chorus. If you are not comfortable singing, ask a music minister or parent to lead the song. Join the children in acting out the words.

With my eyes, I can see robins nesting in a tree.

Chorus: I see and hear and smell and taste and touch.
With my senses, I learn so much!

With my ears, I can hear sounds that are both far and near. (Chorus)

With my nose, I can smell fragrant flowers in the dell. (Chorus)

With my mouth, I can taste doughnuts that are chocolate-glazed. (Chorus)

With my hands, I can feel bananas with a slippery peel. (Chorus)

March 29, 2020 • 5th Sunday of Lent

Martin and Shamrock • Find a coloring page to accompany this story in the pages that follow.

April 5, 2020 • Palm/Passion Sunday

Welcome Back, Reghan! • Find a coloring page to accompany this story in the pages that follow.

Butterflies! • Make a page of simple butterfly shapes and duplicate a copy for each child. Invite the children to color the butterflies and cut them out. Fold their wings so the uncolored side is inside and hang them by thread from the lights or ceiling tiles. An alternative is to decorate a branch or large green plant with the children's butterflies.

April 12 & 19, 2020 • Easter & 2nd Sunday of Easter

The Easter Egg Hunt • Find a coloring page to accompany this story in the pages that follow.

Church Visit • Make a symbol sheet with the following items on it:

- Easter candle (Paschal candle)
- Baptismal font
- Lilies
- Priest's vestments for Easter
- The word *Alleluia*
- Stained glass window (if you have one in your church that depicts the Resurrection)

Duplicate a copy of this page for each child. Take the children to the church and point out each symbol and its importance. Give each child one crayon. Invite them to add color to the symbols on their page. Gather near the altar to sing an Easter Alleluia song before returning to the classroom.

April 26, 2020 • 3rd Sunday of Easter

The Hat Lady • Find a coloring page to accompany this story in the pages that follow.

May 3, 2020 • 4th Sunday of Easter

Homework, the Classroom Rabbit • Find a coloring page to accompany this story in the pages that follow.

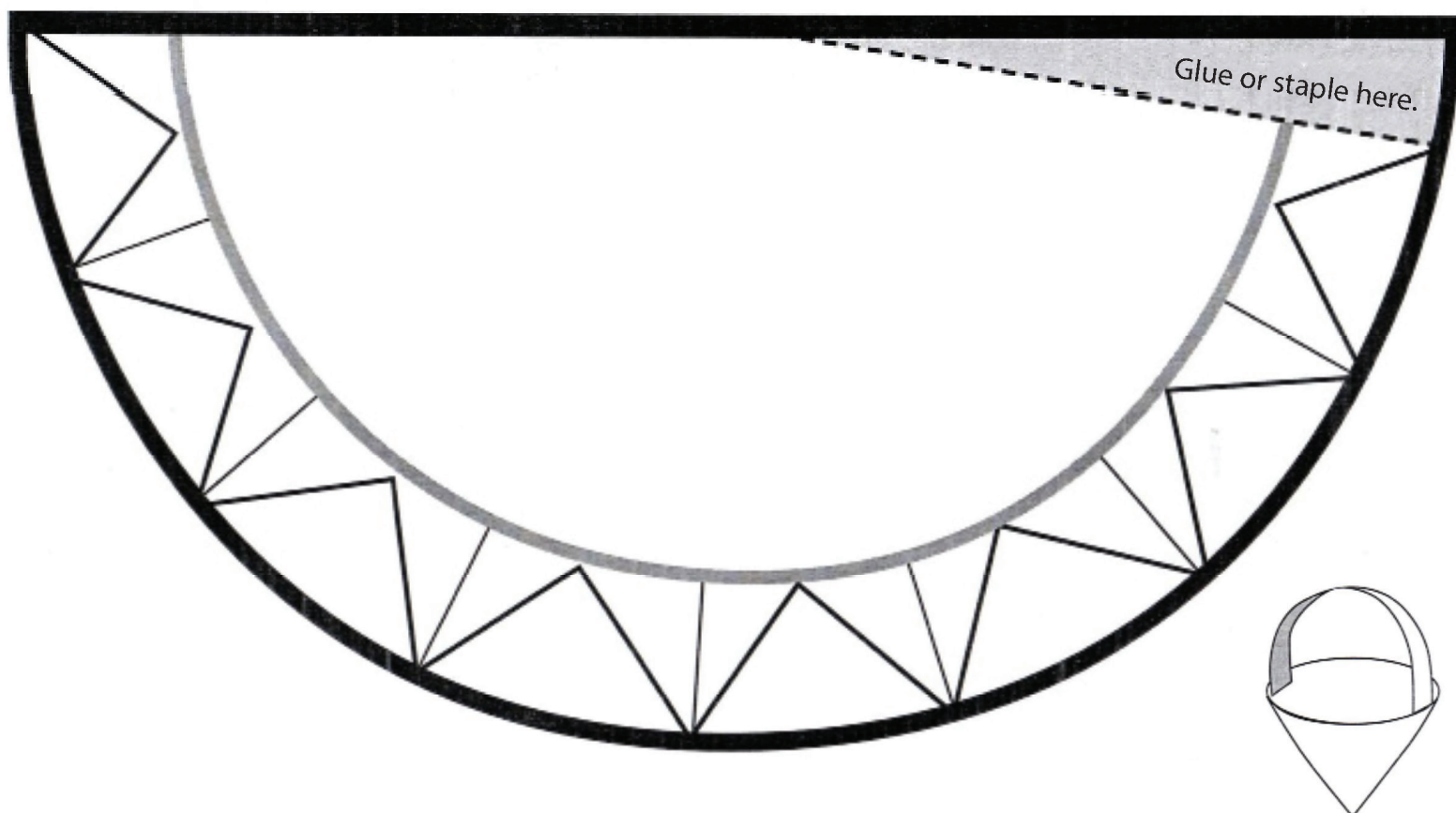
Saints Who Care • Many saints are known for their unselfish care for others, especially for poor people. Your parish, school, or public library may have biographies of saints at your children's reading level or biographies you can read and use to create stories for the children. The website franciscanmedia.org offers short biographies of saints. Many modern-day missionaries, such as Maryknoll priests, brothers, and sisters, care for the poorest of the poor. Invite a missionary to talk to your children about his or her work.

We Care for Our Pets • Invite the children to share about their pets. Let them each tell a little about the kind of pet they have (or would like to have) and how they care for it. Distribute drawing paper and crayons or colored pencils and direct the children to draw a picture of their pet and how they care for it—water, food, exercise, grooming tools, toys, leash. Visit with individual children as they complete this activity. Help them to print “(Name) is a good shepherd.” as a title for the page.

May 10, 2020 • 5th Sunday of Easter


Drew’s Special Day • Find a coloring page to accompany this story in the pages that follow.

My May Basket • Children look forward to making and distributing May baskets. Neighbors look forward to finding them on their doorknobs. Duplicate the image below for the children to color and decorate. You may wish to enlarge the image on your copier to make larger baskets. Demonstrate to the children how to cut out the shape and create a basket. Tape or staple a ribbon in place for a handle. Fill the baskets with jellybeans, candy corn, or simple paper flowers on stems made from green pipe cleaners.



Name _____


Do You See My Mother?



© 2020 Pflaum Publishing Group, a division of Bayard, Inc. Permission is granted to reproduce this page for use by parishes, schools, and families using Pflaum Gospel Weeklies.

Nombre _____


¿Ves a mi mamá?



Name _____


Martin and Shamrock

© 2020 Pflaum Publishing Group, a division of Bayard, Inc. Permission is granted to reproduce this page for use by parishes, schools, and families using Pflaum Gospel Weeklies.



Nombre _____


Martin y Shamrock



Name _____


Welcome Back, Reghan!

© 2020 Pflaum Publishing Group, a division of Bayard, Inc. Permission is granted to reproduce this page for use by parishes, schools, and families using Pflaum Gospel Weeklies.



Nombre _____

¡Bienvenida de vuelta, Reghan!



Name _____

The Easter Egg Hunt



© 2020 Pflaum Publishing Group, a division of Bayard, Inc. Permission is granted to reproduce this page for use by parishes, schools, and families using Pflaum Gospel Weeklies.




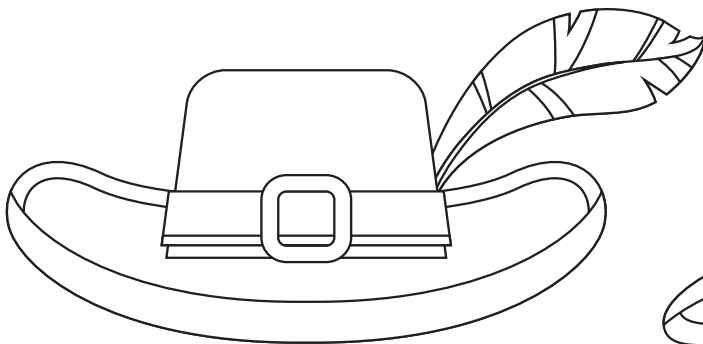
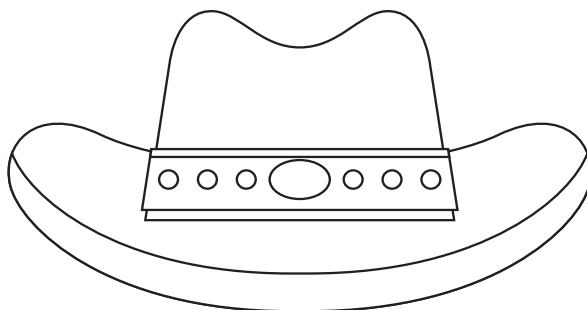

Nombre _____

La búsqueda de huevos de Pascua



Name _____



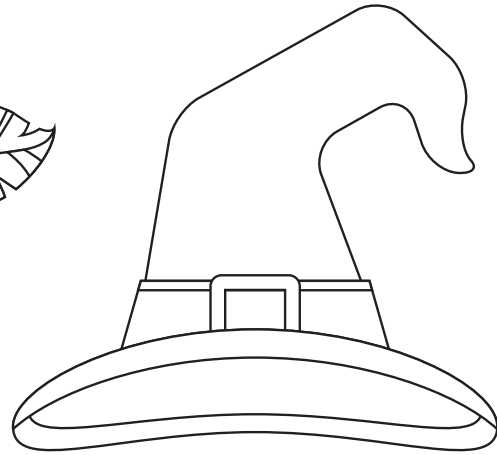
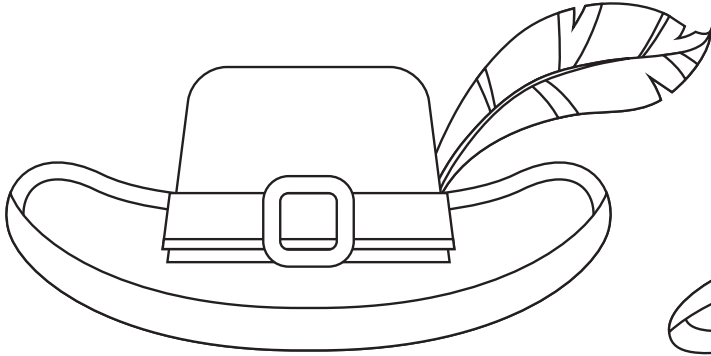
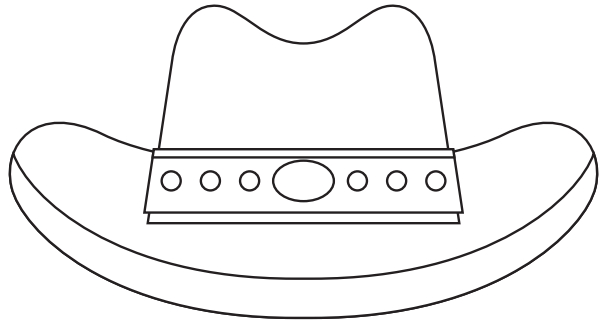
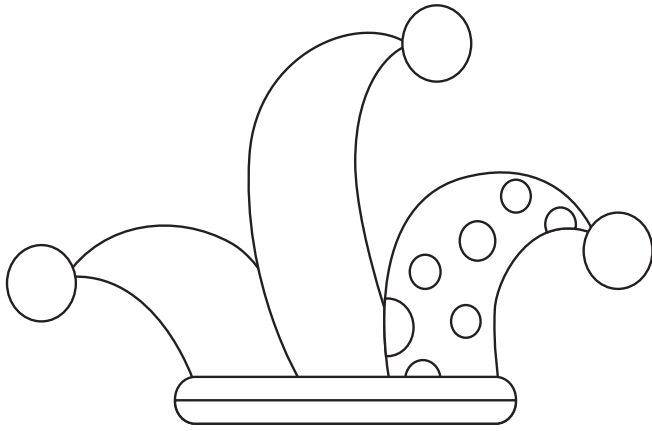
The Hat Lady



© 2020 Pflaum Publishing Group, a division of Bayard, Inc. Permission is granted to reproduce this page for use by parishes, schools, and families using Pflaum Gospel Weeklies.

Nombre _____

La señora del sombrero



Name _____

Homework, the Classroom Rabbit



© 2020 Pflaum Publishing Group, a division of Bayard, Inc. Permission is granted to reproduce this page for use by parishes, schools, and families using Pflaum Gospel Weeklies.

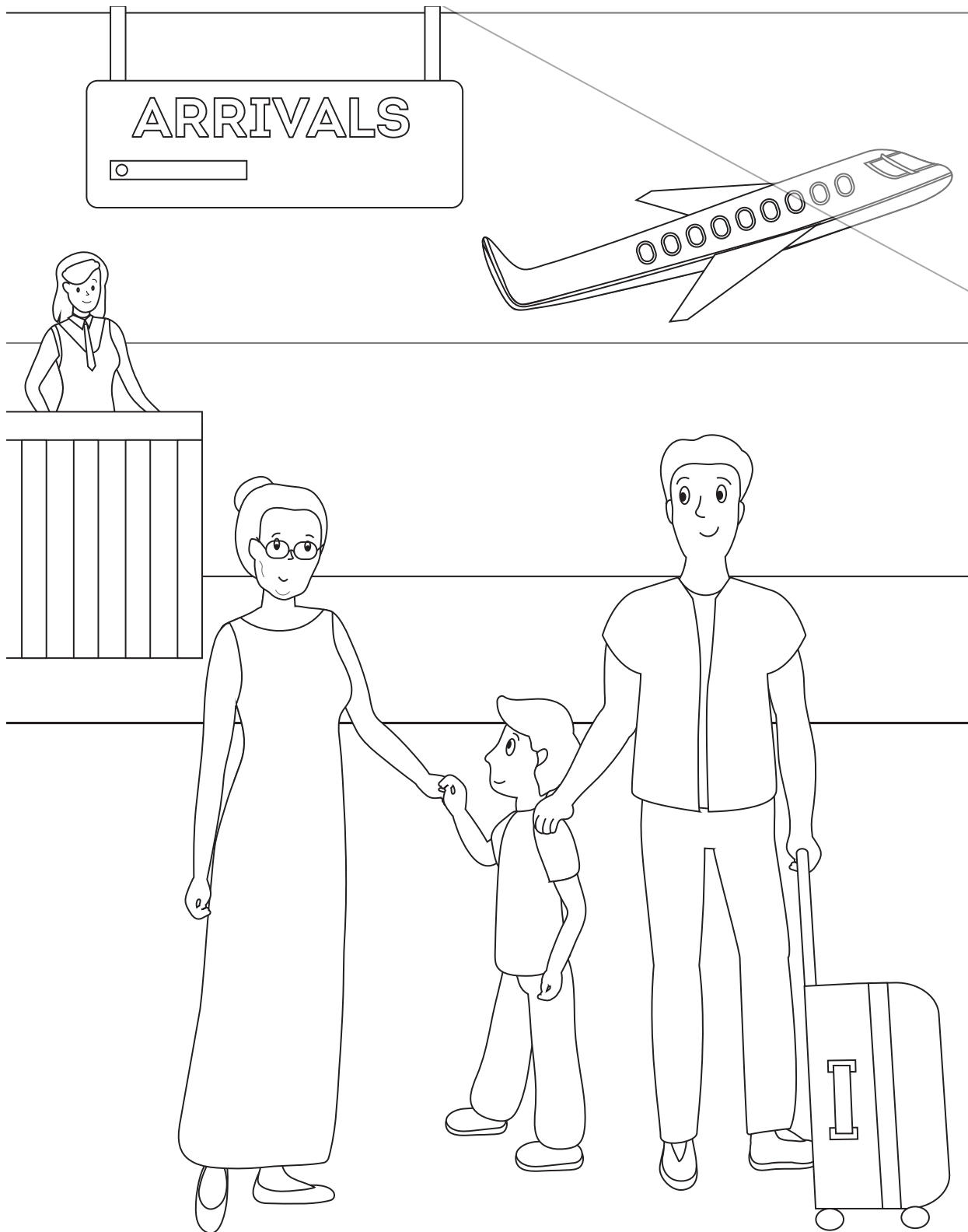
Nombre _____

Tareas, el conejo de la clase



Name _____

Drew's Special Day



© 2020 Pflaum Publishing Group, a division of Bayard, Inc. Permission is granted to reproduce this page for use by parishes, schools, and families using Pflaum Gospel Weeklies.

Nombre _____

El día especial de Drew

