


# How do I sign in to Google Classroom?

1. School Account
2. Personal Google Account


If you need help creating a Personal Google Account, watch this tutorial.....<https://www.youtube.com/watch?v=NXOCa9kzQsk>

## Ready to sign in?

1. Go to [www.google.com](http://www.google.com). Click on the set of dots in the right hand corner and click on Google Classroom.



2. Once you are in Google Classroom, click on the plus sign in the right hand corner. Click Join Class.

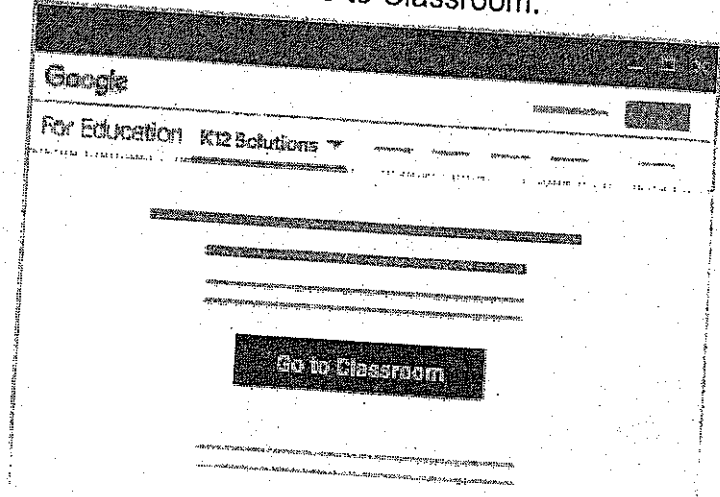


3. Enter the Class Code.


A screenshot of a dialog box titled "Join class". The text inside says "Ask your teacher for the class code, then enter it here." Below this text is a text input field labeled "Class code". At the bottom right of the dialog box, there are two buttons: "Cancel" and "Join".

# How to have Google Classroom?

1. Go to [classroom.google.com](https://classroom.google.com) and click Go to Classroom.



2. Enter the email address for your **Classroom** account and click Next.
3. Enter your password and click Next. If there is a welcome message, review it and click accept.
4. Once you are in Google Classroom, click on the plus sign in the right hand corner. Click Join Class.



5. Enter the Class Code.

