

COMMUNITY TRANSMISSION LEVELS FOR SCHOOLS

Central District Health (CDH) adopted the Centers for Disease Control and Prevention's (CDC) COVID-19 Data Tracker for Community Transmission Levels for Schools.









Transmission levels are weekly assessments of community spread and are **updated by CDH every Friday by 2 pm.*** They are recommendations only; final decisions are made by local school boards. If transmission level designations are adjusted, then schools and families should expect transition time as changes may or may not be immediate.

**Information may vary from date posted. Due to a high volume of cases, CDH is experiencing a delay in case data.*

Private and charter schools should use transmission levels based on the address of their facility and associated school district boundary.

MORE INFORMATION:

- **Data Metrics:** Reported cases of COVID-19 in the past 7 days per 100,000 people. When a county has < 10 cases, CDC does not specify the exact number of cases or calculate cases/100,000.
- Find daily updated data and more information on how case counts per 100,000 are calculated on the CDC's [COVID Data Tracker](#).
- Learn more about how case rates are calculated, the transmission levels, & associated recommendations, click [HERE](#).

Date: September 17, 2021			
Ada	Elmore	Boise	Valley
Pop. 481,587	Pop. 27,511	Pop. 7,831	Pop. 11,392
457.03 per 100,000 (Up from 371.48/100,000)	726.98 per 100,000 (Up from 577.95/100,000)	472.48 per 100,000 (Up from 293.70/100,000)	500.35 per 100,000 (Up from 307.23/100,000)
Boise School District	Glenns Ferry School District	Basin School District	Cascade School District
			
Kuna School District	Mountain Home School District	Garden Valley School District	McCall-Donnelly School District
			
West Ada School District		Horseshoe Bend School District	
