

3rd Grade Summer Reading Project

Due: First Day of School in August

1. Find any size cereal box, empty-of course. Transform the box to tell us more about your summer reading book. You need to neatly cover each side with paper. Cut 4 the flaps off the top.
2. Select any book from the *Magic Tree House* series by Mary Pope Osborne (except #10-Ghost Town at Sundown).
3. **Front of the box-** Decorate the front of the box as a book cover. Include the Title, Author, and the Illustrator (if included). Your first and last name should be placed in the bottom right hand corner.
4. **Back of the box-** Write a summary that will motivate a reader to check out this book.
5. **Left side of the box-** Describe the problem in the story, as well as the way it was solved. Label each description "Problem" and "Solved." Remember to use complete sentences.
6. **Right side of the box-** Select 5 words you feel the reader should know the meaning of prior to reading the book. List and define each word.
7. **Bottom of the box-** Use complete sentences to explain the setting and main characters of the book.
8. **DOUBLE CHECK** your final product that you followed directions and your project is neat! Please take this assignment seriously, but don't forget to be creative and have fun!!!





Odd or Even?

Place Value

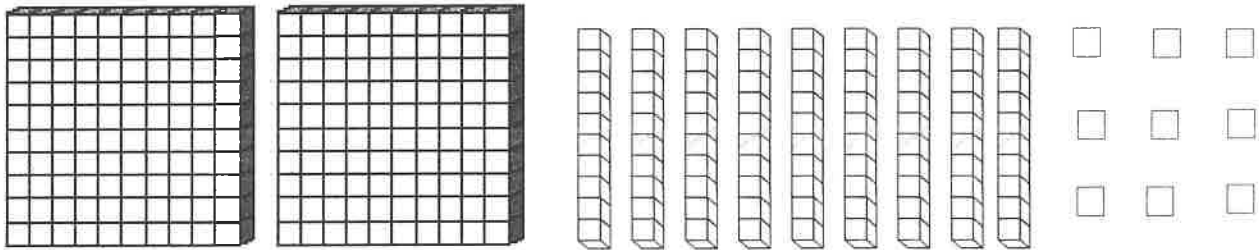
Hundreds	Tens	Ones

Word Form

Expanded Form
____ + ____ + ____ = ____

- More and Less
- 1 more (+1)
 - 5 more (+5)
 - 10 more (+10)
 - 1 less (-1)
 - 5 less (-5)
 - 10 less (-10)

Show in Place Value Blocks:



Use the digits to make the SMALLEST number: _____
Use the digits to make the BIGGEST number: _____



Odd or Even?

Place Value

Hundreds	Tens	Ones

Word Form

Expanded Form

___ + ___ + ___ = ___

More and Less

1 more (+1)

5 more (+5)


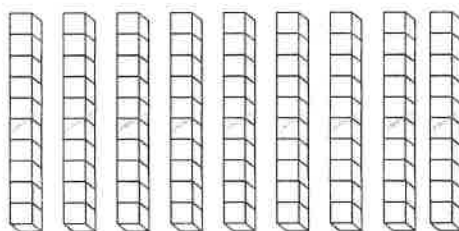

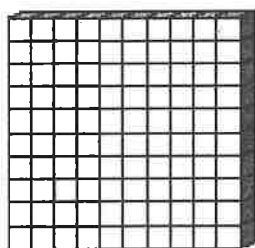
10 more (+10)

1 less (-1)

5 less (-5)

10 less (-10)

Show in Place Value Blocks:



Use the digits to make the **SMALLEST** number: _____

Use the digits to make the **BIGGEST** number: _____



Odd or Even?

Place Value

Hundreds	Tens	Ones

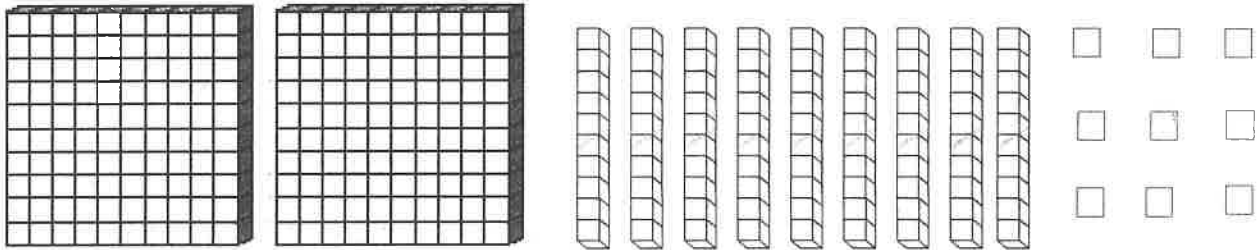
Word Form

Expanded Form
____ + ____ + ____ = ____

More and Less

- 1 more (+1)
- 5 more (+5)
- 10 more (+10)
- 1 less (-1)
- 5 less (-5)
- 10 less (-10)

Show in Place Value Blocks:



Use the digits to make the SMALLEST number: _____
Use the digits to make the BIGGEST number: _____



Odd or Even?

Place Value

Hundreds	Tens	Ones

Word Form

Expanded Form

_____ + _____ + _____ = _____

More and Less

1 more (+1)

5 more (+5)


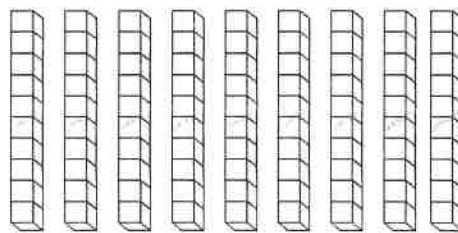


10 more (+10)

1 less (-1)

5 less (-5)


10 less (-10)

Show in Place Value Blocks:



Use the digits to make the SMALLEST number: _____

Use the digits to make the BIGGEST number: _____



Odd or Even?

Place Value

Hundreds	Tens	Ones


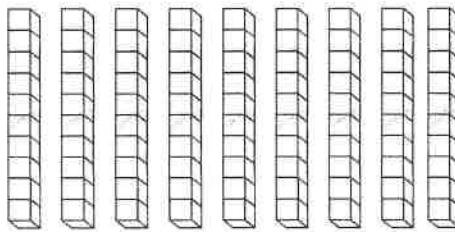


Word Form

Expanded Form
____ + ____ + ____ = ____

More and Less

- 1 more (+1)
- 5 more (+5)
- 10 more (+10)
- 1 less (-1)
- 5 less (-5)
- 10 less (-10)

Show in Place Value Blocks:



Use the digits to make the SMALLEST number: _____
Use the digits to make the BIGGEST number: _____



Odd or Even?

Place Value

Hundreds	Tens	Ones

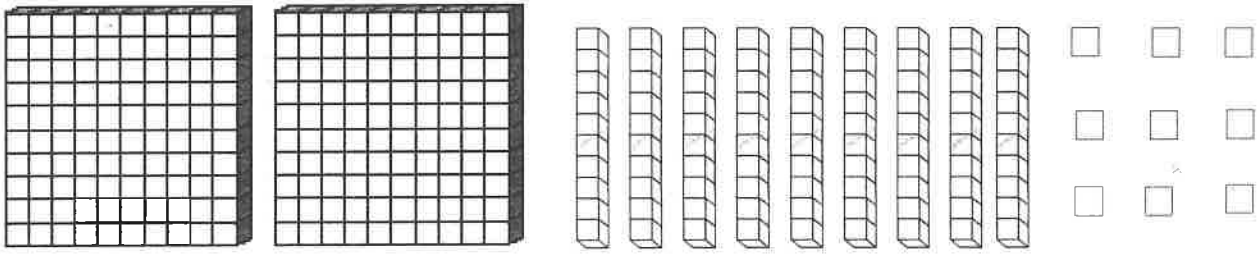
Word Form

Expanded Form
____ + ____ + ____ = ____

More and Less

- 1 more (+1)
- 5 more (+5)
- 10 more (+10)
- 1 less (-1)
- 5 less (-5)
- 10 less (-10)

Show in Place Value Blocks:



Use the digits to make the SMALLEST number: _____
Use the digits to make the BIGGEST number: _____