





Name \_\_\_\_\_

**Rising 7th Grade Summer Math**

Directions: Complete the following math problems by Friday, August 25. Please complete work on scratch paper.

<p>Example: Ratios Write a ratio for squares to circles.</p>  <p>3 to 2; 3:2; <math>\frac{3}{2}</math></p>	<p>Write a ratio for squares to circles.</p> 	<p>Write a ratio for squares to circles.</p> 	<p>Write a ratio for squares to circles.</p> 
<p>Example: Multiplication of numbers with decimals.</p> $\begin{array}{r} 4.23 \\ \times 5.1 \\ \hline 423 \\ + 21150 \\ \hline 21.573 \end{array}$	$\begin{array}{r} 12.3 \\ \times 73 \\ \hline \end{array}$	$\begin{array}{r} 2.73 \\ \times 1.5 \\ \hline \end{array}$	$\begin{array}{r} 2.89 \\ \times 15 \\ \hline \end{array}$
<p>Example: Write and evaluate a variable expression. The sum of 2 and 10 <math>2 + 10 = 12</math></p>	$5(t + 4)$	$2(x + 3)$	$12(5 + y)$
<p>Example: Integer Rules</p> $-5 + 2 = -3$ $-3 - 5 = -8$ $4 - 10 = -6$	$-7 + 4 =$ $-3 - 7 =$ $5 - 12 =$	$-6 + 2 =$ $-2 - 6 =$ $4 - 7 =$	$-15 + 2 =$ $-13 - 6 =$ $4 - 1 =$
<p>Example: Complete. 4 yards = <u>12</u> feet 7 feet = <u>84</u> inches</p>	<p>Complete. 3 yards = _____ feet 5 feet = _____ inches</p>	<p>Complete. 10 yards = _____ feet 6 feet = _____ inches</p>	<p>Complete. 10 yards = _____ feet 4 feet = _____ inches</p>
<p>Example: Round to the value of the underlined digit. <u>3</u>47,456 = <u>35,000</u> 923,7<u>1</u>8 = <u>923,720</u></p>	<p>Round to the value of the underlined digit. <u>3</u>42,456 = _____ 923,7<u>2</u>8 = _____</p>	<p>Round to the value of the underlined digit. <u>3</u>5,999 = _____ 923,<u>1</u>23 = _____</p>	<p>Round to the value of the underlined digit. <u>3</u>4,456 = _____ 9,7<u>1</u>8 = _____</p>
<p>Example: Round to the value of the underlined digit. 36.<u>4</u>5 = <u>36.5</u> 6<u>7</u>.06 = <u>67</u></p>	<p>Round to the value of the underlined digit. 38.<u>4</u>2 = _____ <u>6</u>4.95 = _____</p>	<p>Round to the value of the underlined digit. 362.<u>4</u>1 = _____ <u>6</u>78.06 = _____</p>	<p>Round to the value of the underlined digit. 365.<u>1</u>45 = _____ <u>6</u>27.056 = _____</p>

## Middle School Summer Reading and Writing 2021

Please choose one book from the list below and complete the assignment based on your grade level for the 2021-2022 school year. The project will be due on Friday, August 20th.

GL- grade level (AR Reading Level)\*

*Anne of Green Gables* by Lucy Maud Montgomery - GL - 3-7 (7.3)

*Projekt 1065* by Alan Gratz - GL - 3-7 (5.3)

*Allies* by Alan Gratz - GL - 4-7 (5.6)

*Bridge to Terabithia* by Katherine Paterson - GL - 4-7 (4.6)

*Freak the Mighty* by Rodman Philbrick - GL - 4-7 (5.5)

*The Remarkable Journey of Coyote Sunrise* by Dan Gemeinhart - GL - 4-7 (4.7)

*The Secret Garden* by Frances Hodgson Burnett - GL - 4-8 (6.3)

*Bud, Not Buddy* by Christopher Paul Curtis - GL - 5-6 (5.0)

*Counting by 7s* by Holly Goldberg Sloan - GL - 5-9 (5.6)

*Stormbreaker* by Anthony Horowitz - GL - 5-9 (5.1)

*The Boy Who Harnessed the Wind* by William Kamkwamba & Bryan Mealer - GL - 5-6 (5.8)

*The Lightning Thief* by Rick Riordan - GL - 5-9 (4.7)

*The Wednesday Wars* by Gary D. Schmidt - GL - 5-7 (5.9)

*White Fang* by Jack London - GL - 5-10 (7.7)

*The Glass Castle* by Trisha Priebe and Jerry B. Jenkins - GL - 6-9 (5.8)

*Little Women* by Louisa May Alcott - GL - 7-12 (8.6)

*The Book Thief* by Markus Zusak - GL - 7-9 (5.1)

*The Hobbit* by J.R.R. Tolkien - GL - 7 - 9 (6.6)

*This Side of Home* by Renee Watson - GL - 7-12 (4.4)

### **Sixth Grade Project - Trading Cards**

After reading your book, create trading cards based on your book. You will need to use eight (3 x 5) index cards. The cards should contain the following:

Card	Front of card	Back of card
1	Illustrate a book cover with title and author of book (must use color).	Copyright date Publisher
2	Illustrate a setting in the book (must use color).	Describe the setting.
3,4,5,6	Illustrate a character (must use color).	List character traits and 2 quotations from the book said by the character
7	Write a summary of the book.	
8	Write your recommendation of the book.	What was your favorite part of the book? What was your least favorite part of the book?

### **Seventh Grade Project - Book Jacket**

After reading your book, create a book jacket for your book.

Front Cover	Illustrate a book cover with title and author of book (must use color).
Back Cover	Write/type a two paragraph summary of your book. Each paragraph should have 5-6 sentences. Use your own words and do not tell the ending.
Front Inside Flap	Recommendations from other authors. Pick 3 other authors and write a 2 sentence review of the book from each author.
Back Inside Flap	Write/type one paragraph about the author. The paragraph should have 5-6 sentences. You may need to research your author on the Internet.

### **Eighth Grade Project - Alphabet Book**

Create an Alphabet Book based on the book you read. Pick a word or phrase for each letter of the alphabet and include the letter and 2 sentences about the word you chose. There must be an illustration in color for 10 of the words. Examples are characters, vocabulary words. An idea: A is for Apartment. The place where the Farley family lives. They have guests for dinner and a birthday party there.