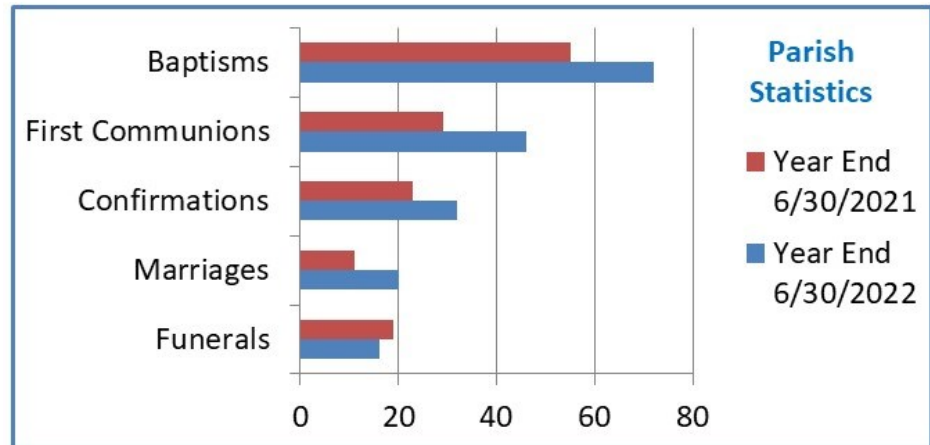


St. Sylvester Parish Annual Report July 1, 2021 to June 30, 2022

September 15, 2022

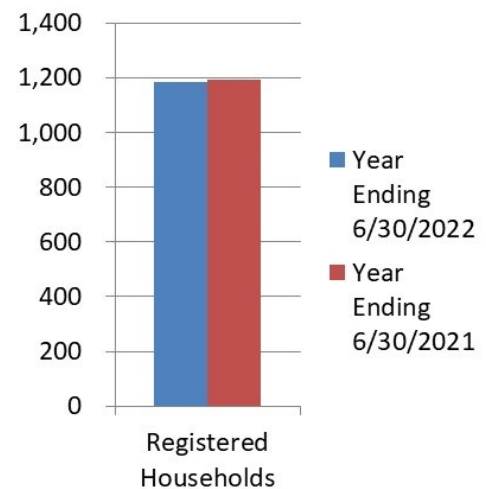
State of St. Sylvester Parish

As we present this “Annual Report to the Parish” for Fiscal Year July 1, 2021 to June 30, 2022, we would like to thank all of our fellow parishioners for continuing to be an important part of this parish and making this parish the vibrant, active and awesome parish that it is. Your involvement is what makes this parish as great as it is.



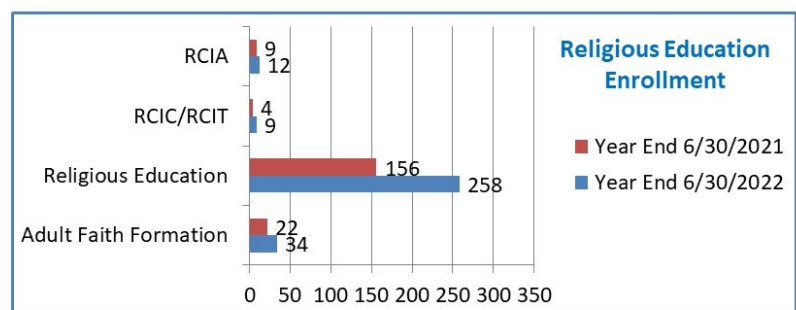
Parish Rolls

Our parish rolls are still hovering around 1200 families, as it has for the last five years or so. This year we are at 1184 registered families. With the many houses and apartments being built in the area, we are poised to grow. We can accommodate many more parishioners in our parish with the size of our sanctuary and are ready for the added families.



Religious Education

Our Religious Education Program has made a big comeback after being closed for COVID. Our enrollment for our Religious Education Program was up by over 100 students from the previous year. All the other programs were up in enrollments as well. These programs could not take place without the many volunteers we have and we appreciate all of you. The current school year is off to a good start too. Again, thank you to the many volunteers who make this happen.



If you have any questions concerning our Annual Report, feel free to contact any of our Finance Council members:

Fr John Kelly, Pastor
Jeff Arnett, Member
Tom Pitts, Member

Jim Kizer, Chair
Gilbert Edwards, Member
Mark Burson, Parish Administrator

Javier Ruiz, Secretary
Karen Pfister, Member

St. Sylvester Parish Income Statement
For the Years Ended
June 30, 2021/2022

Income	2021-2022 Actual	2021-2022 Budgeted	2020-2021 Actual
Offertory	\$1,252,347.61	\$1,155,000.00	\$1,161,191.74
CSA Overgoal	\$37,752.92	\$25,000.00	\$54,420.65
Program Fees	\$12,406.78	\$9,800.00	\$7,722.64
Advertising	\$1,500.00	\$1,500.00	\$1,500.00
Interest	\$12,463.02	\$12,000.00	\$11,588.51
Other Sources	\$48,888.25	\$43,385.76	\$39,361.93
Bequests	\$0.00	\$0.00	\$100,000.00
Total Income	\$1,365,358.58	\$1,246,685.76	\$1,375,785.47
Expenses			
Operations	\$404,676.74	\$383,271.61	\$360,590.92
Utilities	\$85,408.50	\$80,731.00	\$73,795.35
Programs	\$26,946.33	\$27,400.00	\$22,884.05
Maintenance	\$85,607.31	\$67,036.76	\$53,198.76
Payroll	\$483,827.80	\$481,430.06	\$422,018.49
Mortgage	\$310,831.56	\$310,831.56	\$310,831.56
Total Expenses	\$1,397,298.24	\$1,350,700.99	\$1,243,319.13
Net Gain (Loss)	-\$31,939.66	-\$104,015.23	\$132,466.34

Income Statement and New Budget

As you can see above, our adjusted budget, which was adjusted to reflect cost increases beyond our control, shows a budgeted net loss of \$104,000. However, we ended the year with only a net loss of \$31,939. Our utilities were \$12,000 more than the year before, maintenance costs were \$32,000 more than the year before and our costs from operations were \$44,000 more than the year before. There are some costs that we can control, and we have done everything we can to keep these costs down as much as possible. We would rather end the year with a loss, if needed, than to not have the many programs and services available to you. We can absorb the net loss for one year. While we did start last year expecting a net loss, our budget for the current year has a net gain of \$55,500. We are starting off this fiscal year in a much better position.

St. Sylvester Catholic Church 2022-2023 Budget

Income July 1, 2022 - June 30, 2023	
Offertory	\$1,255,000.00
Programs	\$12,200.00
Advertising	\$1,500.00
Interest	\$12,000.00
CSA Overgoal	\$30,000.00
Other Sources	\$46,509.72
Total Income	\$1,357,209.72
Expenses	
Operations	\$357,455.08
Utilities	\$77,567.00
Programs	\$30,800.00
Maintenance	\$67,046.00
Payroll	\$457,913.24
Mortgage	\$310,831.56
Total Expenses	\$1,301,612.88
Net Gain (Loss)	\$55,596.84

St. Sylvester Parish Balance Sheet June 30, 2022

Assets June 30, 2022	
Cash for Operations	\$19,444.95
Accounts Receivable	\$0.00
Savings	\$819,097.32
Building Savings	\$112,340.03
Prepaid Expenses	\$73,626.88
Fixed Assets	\$6,447,321.48
Total Income	\$7,471,830.66
Liabilities and Equity	
Accounts Payable	\$13,747.70
Mortgage	\$2,644,722.49
Diocesan Loans	\$0.00
Committed Funds	\$17,794.18
Equity	\$4,795,566.29
Total Expenses	\$7,471,830.66

CSA

Catholic Sharing Appeal (CSA) is an annual Diocesan campaign established to pay our portion of the Diocesan operational budget. Anything collected over our assessed amount (the amount we pay the Diocese) comes directly back to the parish. We did

meet our Diocesan goal this past year and had \$37,753 returned to us. Our parish consistently has a large rebate thanks to the very generous parishioners we have here. For the current campaign, we have \$183,501 pledged with 417 pledges and have already received over \$20,000 rebated back to us. Thank you for this amazing support of our CSA Campaign year after year.

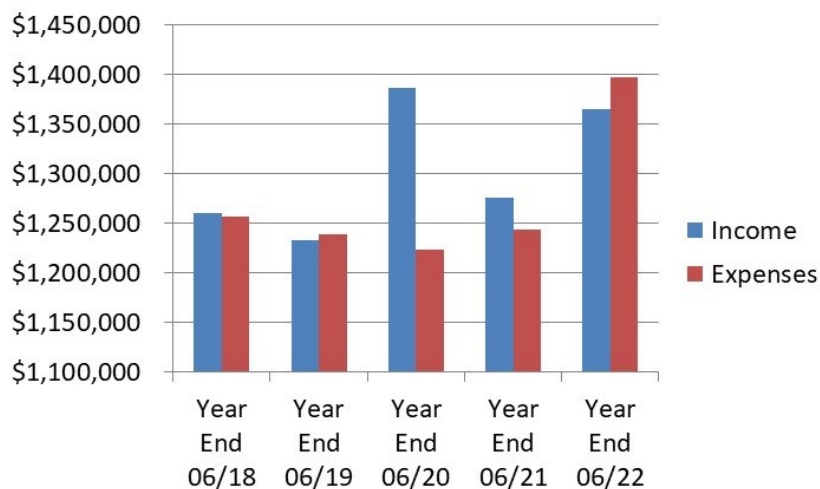
	2019 CSA Year	2020 CSA Year	2021 CSA Year	2022 CSA Year Current Year (collecting payments now)
Pledged	\$152,204	\$182,520	\$172,780	\$183,501
Number of Pledges	438	460	396	417
Payments Received	\$147,255	\$177,090	\$169,698	\$157,593
Amount Returned to Parish	\$16,860.00	\$50,420.00	\$37,753.00	\$20,060 (To Date)

Offertory

Our offertory was up by over \$90,000 from the previous year. This helped us to cover the many increases in costs of maintaining our large campus and the many programs we have in our parish. Thank you for continuing to support this parish and its programs.



Income/Expense Comparison



Conclusion

We, as the finance council, would like to thank you for the amazing support of our parish. Without your support, both financially and through time and talent, we could not continue to offer the many programs and ministries we do. We look forward to another great year.

May God Bless us,
Saint Sylvester Finance Council