

*Immaculate Conception Parish*

Revised

Immaculate Conception Parish  
Statements of Activities

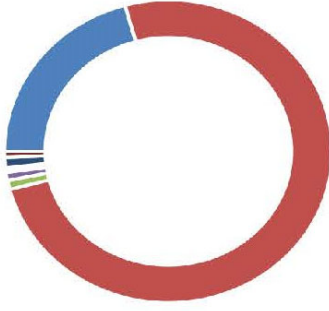
Fiscal Years Ended June 30, 2018 and June 30, 2017

	Fiscal Year Ended June 30, 2018		Prior Year Combined	Change from Prior Year	
	Church	School		Fav (Unfav)	%
<b>Operating revenues</b>					
Collections	\$ 728,111	\$ 728,111	\$ 728,369	\$ (258)	
Tuition and fees, net of financial aid	2,639,626	2,639,626	2,620,940	18,686	0.7%
Religious education fees	34,146	34,146	44,276	(10,130)	-22.9%
Masses, baptisms, funerals, weddings	29,245	29,245	38,613	(9,368)	-24.3%
Donations	1,473	5,666	7,683	(544)	-7.1%
Fund raising	38,337	10,526	29,043	(18,517)	-63.8%
Investment and interest income	20,676	446	49,082	(10,299)	-21.0%
Other	817,842	1,500	21,996	180	0.8%
<b>Total</b>	<b>3,509,752</b>	<b>3,509,752</b>	<b>3,540,002</b>	<b>(30,250)</b>	<b>-0.9%</b>
<b>Operating expenses</b>					
Salaries and benefits	436,181	2,255,433	2,691,614	(70,360)	-2.7%
Offertory, altar & liturgical supplies	22,852	22,852	9,892	(12,960)	-131.0%
Books and teaching materials	8,365	132,161	94,633	(45,893)	-48.5%
Administrative expenses	12,442	82,485	106,010	11,083	10.5%
Utilities	79,821	90,584	153,896	(16,509)	-10.7%
Maintenance and building expenses	43,572	99,193	142,765	(36,149)	-33.9%
Property and casualty insurance	36,912	65,616	98,649	(3,879)	-3.9%
Archdiocesan assessments	110,064	15,928	128,570	2,578	2.0%
Other	41,220	24,218	59,429	(6,009)	-10.1%
<b>Total</b>	<b>2,791,429</b>	<b>2,765,618</b>	<b>3,378,949</b>	<b>(178,098)</b>	<b>-5.3%</b>
<b>Net operating income</b>	<b>26,413</b>	<b>(73,708)</b>	<b>161,053</b>	<b>(208,348)</b>	<b>-129.4%</b>
<b>Non-operating revenues (expenditures)</b>					
To Teach Who Christ Is	81,935	81,935	105,145	(23,210)	-22.1%
Estates, bequests, and other additions	91,975	1,387	189,059	(95,697)	-50.6%
Capital outlays	(325,428)	(63,360)	(388,788)	(297,733)	327.0%
<b>Total</b>	<b>(151,518)</b>	<b>(61,973)</b>	<b>203,149</b>	<b>(416,640)</b>	<b>-205.1%</b>
<b>Total income (deficit)</b>	<b>\$ (125,105)</b>	<b>\$ (135,681)</b>	<b>\$ 364,202</b>	<b>\$ (624,988)</b>	<b>-171.6%</b>

**FY 2018 Results**

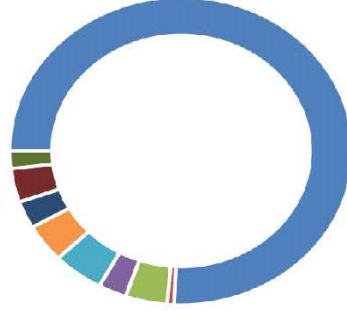
**Operating Revenue**

- Collections
- Religious education fees
- Donations
- Investment and interest income
- Tuition and fees, net of financial aid
- Masses, baptisms, funerals, weddings
- Fundraising
- Other




**Operating Expenses**

- Salaries and benefits
- Books and teaching materials
- Utilities
- Property and casualty insurance
- Other
- Offertory, altar & liturgical supplies
- Administrative expenses
- Maintenance and building expenses
- Archdiocesan assessments



**Total Income / (Deficit)**



CY Church    CY School    CY Parish    PY Parish