

Lesson Plan

Objectives

Process

Materials

Invite, 10 minutes

God's Plan for All Creation Page 53

- **Psalm 104:33** Pray the opening prayer.
- **Psalm 95:1–2, 6–7** Reflect prayerfully on the Word.
- Discuss What Do You Wonder questions.

Optional Activity
Chapter Poem:
“Thank You, God”

Discover, 35 minutes

God Reveals Himself Pages 54–55

- Begin to appreciate all of creation as the gift of God's goodness
- Recognize that God revealed himself in a unique way through Sacred Scripture and Sacred Tradition

Praise God's Word Pages 56–57

- Define providence as God's loving care for all things
- Describe stewardship as the way we appreciate and use God's gifts
- Examine the gifts of the Earth used in the Seven Sacraments as signs of God's presence and power

- **Catholic Faith Words** Divine Revelation, Sacred Scripture, Sacred Tradition
- Clarify the meaning of Revelation.
- Discuss the relationship between Scripture, Tradition, and creation.
- **Share Your Faith Activity** Discuss how humans can fulfill our unique roles.
- **Catholic Faith Words** providence, stewardship
- Talk about the connection between stewardship and God's providence.
- **Psalm 98:4–9** Proclaim “The Coming of God.”
- Answer the question.
- **Connect Your Faith Activity** Explain how gifts of creation are used in the Sacraments.

- ☐ pencils or pens
- ☐ board or chart paper
- **Optional Activity**
Reminder Chart for Stewards
- ☐ Activity Master 1 (Page 53E)
- ☐ pencils or pens
- ☐ board or chart paper

Live, 15 minutes

Our Catholic Life Pages 58–59

Psalm of Praise Page 60

- Explain our role in stewardship.
- ★ Indicate successful stewardship steps taken.
- **People of Faith** Learn about Saint Hildegard of Bingen.
- **Live Your Faith Activity** Write a Psalm of praise.
- Teach ASL for the word *praise*.
- Rehearse “Jubilante Deo.”
- Follow the order of prayer.

- ☐ pencils or pens
- ☐ board or chart paper
- ☐ flowers, branches, fruit
- Download “Jubilante Deo.”

Family + Faith Page 61

Point out that the Catholic Families page provides chapter highlights, information on how fifth graders understand faith concepts, and family prayer.

Chapter Review Page 62

aliveinchrist.osv.com

- Customize and Download Assessments
- Email Links to eAssessments
- Interactive Student Reviews

Lesson Plan, Grade 5 - Chapter 1

September 19 2025

Preparation

- Lesson Plan
- Activity Master

Invite

- Catechist Edition Instruction

Preparation

Lesson Plan

File: G5_C1_LP.pdf

Activity Master

File: G5_C1_AM.pdf

Invite

Catechist Edition Instruction

Invite

Let Us Pray

Invite the children to gather in the prayer space and make the Sign of the Cross. Read aloud the leader's prayer. Proclaim the Psalm verse together. Discuss its meaning with the children.

Have the children move out of the prayer space and back to their seats.

Say: God is so wonderful, and so amazing, he deserves our honor and praise. Let's listen to a reading from the Book of Psalms that sings of God's glory and calls us to joyfully worship him.

Scripture

Guide the children through the process of Scripture reflection.

- Invite them to close their eyes, be still, and open their minds and hearts to what God is saying to them in this passage.
- Proclaim the Scripture.
- Maintain several moments of silence.
- Ask: What did you hear God say to you today?
- Invite volunteers to share.

What Do You Wonder?

Say: All creation gives glory to God—that includes you. When you care for creation, you share in God's plan.

Invite the children to respond to the questions. Ask what else they might wonder about their role in caring for creation.


Chapter 1 Activity Master

Name _____

Date _____

Reminder Chart for Stewards

The chart below lists some of God's gifts to humans. To the right of each gift, draw pictures or symbols that will remind you of ways you can be a good steward of this gift. For example, for water, you could draw a toothbrush to remind yourself not to leave the water running while brushing your teeth. Display the chart at home and add to it during the week. Bring your chart to the next session to share your ideas with the group.



Created Gift	Ways I Can Display Stewardship
Food	
Energy	
Water	
Land	
Animals	
Trees	

Lesson Plan

Objectives

Invite, 10 ☒ ☒☒☒☒

☒ **ade to Be with God** Page 63

Process

- ☒ **P☒☒☒ 27☒8** Pray the opening prayer.
- ☒ **P☒☒☒ 63☒2, 4☒5** Reflect prayerfully on the Word.
- Discuss What Do You Wonder questions.

Materials

☒ **Optional Activity**
Chapter Story:
“The Latest Thing”

Discover, 35 ☒ ☒☒☒☒

What We Want Pages 64–65

- ☒nderstand the sense of longing we all feel as part of the desire God put in our hearts to be truly happy with him

What God Gives Pages 66–67

- Examine the search for happiness through the Gospel account of the Woman at the Well
- Recognize grace as a free, loving gift of participation in the life of the ☒oly Trinity
- Define faith as a belief and trust in God and the things that he has revealed to us
- Describe the Sacrament of Baptism as the beginning of the ☒ourney of faith

- **Catholic Faith Words** religion
- Discuss what it might be like if Jesus came to visit.
- ☒ **L☒☒☒ 10☒8☒42** Proclaim “Martha and Mary.”
- Talk about making meaningful connections.
- **Share Your Faith Activity** Share ways to express thoughts and feelings about God.
- **Catholic Faith Words** grace, faith, Messiah
- ☒ **J☒☒☒ 4☒7☒29** Proclaim “The Samaritan Woman.”
- ★ ☒nderline Jesus’ message.
- Discuss the meaning of grace and faith.
- **Connect Your Faith Activity** Create an acrostic poem.

- ☐ pencils or pens
- ☐ board or chart paper
- ☐ pencils or pens
- ☐ board or chart paper
- **Optional Activity**
Woman at the Well Puzzle
- ☐ Activity Master 2 (Page 63E)

Live, 15 ☒ ☒☒☒☒

Our Catholic Life Pages 68–69

A Prayer for Beginnings and Renewals Page 70

- Discuss methods and places for seeking God.
- ★ Draw or write about a favorite prayer place.
- **People of Faith** Learn about Saint Augustine.
- **Live Your Faith Activity** Solve the puzzle.
- Assign Side 1 and Side 2.
- ☒ Rehearse “☒oly Spirit, Come ☒ow.”
- Follow the order of prayer.

- ☐ pencils or pens
- ☐ colored pencils or markers
- ☐ board or chart paper
- ☐ bowl of holy water
- ☒ Download “☒oly Spirit, Come ☒ow.”

Family + Faith Page 71

Point out that the Catholic Families page provides chapter highlights, information on how fifth graders understand faith concepts, and family prayer.

Chapter Review Page 72



- Customize and Download Assessments
- Email Links to eAssessments
- Interactive Student Reviews

Lesson Plan, Grade 5 - Chapter 2

September 19 2025

Preparation

- Lesson Plan
- Activity Master

Invite

- Catechist Edition Instruction

Preparation

Lesson Plan

File: G5_C2_LP.pdf

Activity Master

File: G5_C2_AM.pdf

Invite

Catechist Edition Instruction

Invite

Let Us Pray

Together, make the Sign of the Cross. Read aloud the leader's prayer and Psalm verse. Prompt the response.

► Music Option: While the children are gathered in the prayer space, play "God Is Our Father," downloaded from **aliveinchrist.osv.com**.

Have the children move out of the prayer space and back to their seats.

Say: Everyone wants to be happy. But our longing for happiness cannot be satisfied by things, only by God. God wants us to be happy with him forever. In this reading, we see just how much we long for God.

Scripture

Guide the children through the process of Scripture reflection.

- Invite them to close their eyes, be still, and open their minds and hearts to what God is saying to them in this passage.
- Proclaim the Scripture.

- Maintain several moments of silence.
- Ask: What did you hear God say to you today?
- Invite volunteers to share.

What Do You Wonder?

Say: There are all kinds of longings, but only God's grace can satisfy our longing for him. Invite the children to respond to the questions. Ask what else they might wonder about true happiness and our longing for God.

Chapter 2 Activity Master

Name _____

Date _____

Woman at the Well Puzzle

Complete the puzzle below by filling in the spaces with the correct responses to the numbered clues.

Down


1. He met the woman at the well.
2. What the woman went to the well to get
3. Person Jesus saw at the well
6. Who Jesus is
7. What Jesus asked for
9. Where the conversation took place









© Our Sunday Visitor

Across

4. What the water would be carried in
5. Who the woman was
8. Who Jesus was to the woman at first
10. The people to whom Jesus belonged
11. The kind of water Jesus offered the woman



Lesson Plan

Objectives	Process	Materials
Invite, 10 ☒ ☒☒☒☒☒ Signs of God's Presence Page 73	 P ☒☒☒ 19 ☒ Pray the opening prayer.  2 ☒☒☒☒☒☒☒☒☒ 6 ☒ 6, 18 Reflect prayerfully on the Word. • Discuss What Do You Wonder questions.	 Optional Activity Chapter Story: "Reminders"
Discover, 35 ☒ ☒☒☒☒☒ Powerful Signs Pages 74–75 • Identify a sign as something that points beyond itself to something more • Develop an understanding of God's signs and the need to be attentive to them Covenant Signs Pages 76–77 • Recognize that the Passover meal was a sign of the covenant between God and the People he saved • Describe the Seven Sacraments as effective signs of the new covenant made through the life and sacrifice of Jesus	• Talk about signs of God's presence.  E ☒☒☒☒☒ 3 ☒☒ 15 Proclaim "The Burning Bush." • Discuss the artwork of Moses. • Learn more about signs. • Share Your Faith Activity Describe a place where God's presence can be felt. • Catholic Faith Words covenant, Seven Sacraments • Review the definitions in the text. • Discuss the signs of God's covenant with the Israelites and the new covenant. • Review the chart on effective signs. • Connect Your Faith Activity Make a group contract.	<input type="checkbox"/> pencils or pens <input type="checkbox"/> board or chart paper <input type="checkbox"/> pencils or pens <input type="checkbox"/> board or chart paper • Optional Activity Interpreting Signs <input type="checkbox"/> Activity Master 3 (Page 73E)
Live, 15 ☒ ☒☒☒☒☒ Our Catholic Life Pages 78–79 Litany of Praise Page 80	• Talk about how to become more aware of God's presence. ☆ Encourage the children to answer the questions. • People of Faith Learn about Saint Benedict. • Live Your Faith Activity Draw a way to listen more actively to God. • Select three readers.  Rehearse "Glory and Praise to Our God." • Follow the order of prayer.	<input type="checkbox"/> pencils or pens <input type="checkbox"/> colored pencils or markers <input type="checkbox"/> board or chart paper  Download "Glory and Praise to Our God."

Family + Faith Page 81

Point out that the Catholic Families page provides chapter highlights, information on how fifth graders understand faith concepts, and family prayer.

Chapter Review Page 82



- Customize and Download Assessments
- Email Links to eAssessments
- Interactive Student Reviews

Lesson Plan, Grade 5 - Chapter 3

September 19 2025

Preparation

- Lesson Plan
- Activity Master

Invite

- Catechist Edition Instruction

Preparation

Lesson Plan

File: G5_C3_LP.pdf

Activity Master

File: G5_C3_AM.pdf

Invite

Catechist Edition Instruction

Invite

Let Us Pray

Invite the children to gather in the prayer space and make the Sign of the Cross. Read aloud the leader's prayer and Psalm verse. Prompt the children's response.

Have the children move out of the prayer space and back to their seats.

► Music Option: Play "O God, You Search Me," downloaded from **aliveinchrist.osv.com**.

Say: The signs of God are all around us in the things and people he has created. God also speaks to our hearts through his Holy Spirit. Let's listen to God's promise of presence.

Scripture

Guide the children through the process of Scripture reflection.

- Invite them to close their eyes, be still, and open their minds and hearts to what God is saying to them in this passage.
- Proclaim the Scripture.
- Maintain several moments of silence.
- Ask: What did you hear God say to you today?

- Invite volunteers to share.

What Do You Wonder?

Say: God's power and presence are displayed in the wonders of creation and human life. God uses signs to tell us about his goodness.

Invite the children to respond to the questions. Ask what else they might wonder about signs of God's presence.

Chapter 3 Activity Master

Name _____

Date _____

Interpreting Signs

Use the key below to decode the prayer that follows it. When you have decoded the prayer, post it at home and say it as a morning prayer each day this week.

1 = N	2 = O	3 = P	4 = Q	5 = R	6 = S	7 = T	8 = U	9 = D	10 = E
11 = F	12 = G	13 = V	14 = W	15 = X	16 = Y	17 = T	18 = I	19 = J	20 = K
21 = L	22 = M	23 = A	24 = B	25 = C	26 = H				

<input type="text"/>	<input type="text"/>	<input type="text"/>	<input type="text"/>	<input type="text"/>	<input type="text"/>	<input type="text"/>	<input type="text"/>	<input type="text"/>	<input type="text"/>	<input type="text"/>	<input type="text"/>
12	2	9	2	8	5	11	23	7	26	10	5,


<input type="text"/>	<input type="text"/>	<input type="text"/>	<input type="text"/>	<input type="text"/>	<input type="text"/>	<input type="text"/>	<input type="text"/>	<input type="text"/>	<input type="text"/>	<input type="text"/>
2	3	10	1	2	8	5	10	16	10	6

<input type="text"/>	<input type="text"/>	<input type="text"/>	<input type="text"/>	<input type="text"/>	<input type="text"/>	<input type="text"/>	<input type="text"/>	<input type="text"/>	<input type="text"/>	<input type="text"/>	<input type="text"/>	<input type="text"/>
7	2	6	10	10	16	2	8	5	26	23	1	9

<input type="text"/>	<input type="text"/>	<input type="text"/>	<input type="text"/>	<input type="text"/>	<input type="text"/>	<input type="text"/>	<input type="text"/>	<input type="text"/>	<input type="text"/>	<input type="text"/>
23	7	14	2	5	20	18	1	7	26	10

<input type="text"/>	<input type="text"/>	<input type="text"/>	<input type="text"/>	<input type="text"/>	<input type="text"/>	<input type="text"/>	<input type="text"/>
24	10	23	8	7	16	2	11

<input type="text"/>	<input type="text"/>	<input type="text"/>	<input type="text"/>	<input type="text"/>	<input type="text"/>	<input type="text"/>	<input type="text"/>	<input type="text"/>	<input type="text"/>
26	8	22	23	1	21	18	11	10.	



© Our Sunday Visitor