

# Make-up Lesson for Sunday Session 4-a for Grade 2

March - April

Our Lady of Lourdes Roman Catholic Church  
Erath, Louisiana

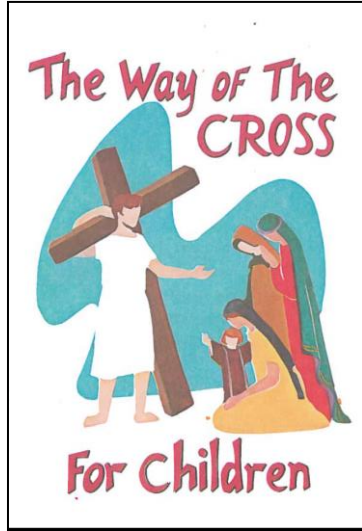
## Large-Group Assembly for Grades 1 and 2

- After **Opening Prayer**, Mrs. Frances greeted the children and quickly review a couple of facts regarding the **liturgical calendar** (Seasons of Lent and Easter).
- When time permits, she often shares pictures from our most recent **Saint Joseph Altar** (usually held on March 18-19) in our church parish hall.
  - See pictures of our Saint Joseph Altar.
  - Read a brochure about the Saint Joseph Altar.
- At this point, students and teachers in Grade 2 moved into the church for the next activity.

## The Way (Stations) of the Cross

Students and teachers in Grade 2 meditated on specific moments of **Christ's Passion** by praying the **Way (Stations) of the Cross**. **Please prayerfully consider borrowing a *Way of the Cross for Children* book from our church office so you and your child can prayerfully pray the Way of the Cross as part of this make-up lesson.**

- Review these definitions:
  - **The Way of the Cross:** a devotion which allows us to meditate on 14 specific stations (moments) during the **Passion of Christ**
    - **NOTE to adults:** In recent years, many publishing companies have added a 15th station (the Resurrection). Because the Way of the Cross is prayed during the Season of Lent, many priests prefer not to include the 15th station. Our booklet includes the 15<sup>th</sup> station, so we included it in today's activity.
  - **Passion:** a strong desire or liking for a particular activity; a strong (often uncontrollable) emotion
    - **An example:** Mrs. Frances' passion is music! She enjoys playing the piano/organ and singing as often as possible!
  - **Passion of Christ:** the events surrounding the Suffering and Death of Jesus Christ; part of the religious rite of Holy Week in the Catholic Church
    - **Ask: Why do we refer to Jesus' suffering and death as His "Passion"?**  
*(Because of His strong, unconditional love for us, He was willing to endure pain, suffering, and death to give our souls a chance to enter Heaven after our bodies die.)*



Front cover of the small, paperback book

(Copyright 1970 Barton Cotton)

An **adhesive label** is attached to inside cover of each booklet and is read at the beginning of each Station.

**At the beginning of each Station:** 2  
**Leader:** We adore You, O Christ, and we praise You.  
*(Genuflect)*  
**All:** Because by Your holy Cross, You have redeemed the world.

The **parent** reads, **[1 & 2]**

“The First Station: Jesus is Condemned. We adore you, O Christ, and we praise You.”

The **parent and child** reads, **[2]**

“Because by Your holy Cross, You have redeemed the world.”

The **child** reads the explanation **[3]** of the Station.

A **parent** reads the reflection **[4]** which follows the


explanation. *(Teachers can take turns, but should make arrangements before we begin this activity. Perhaps two teachers can take turns reading: one can read the reflections for even-numbered Stations and another teacher can read reflections for odd-numbered Stations.)*

The **parent** says, “Let us pray.”

The **parent and child** reads the prayer **[5]** aloud. (“Lord Jesus, help me ...”)

Turn to the next page and begin the process again with the next Station of the Cross.


**1** FIRST STATION  
*Jesus Is Condemned*



**3** The soldiers brought Jesus to the Roman governor to be judged. The people wanted Jesus to be punished and even though the governor knew He was innocent, he gave in to the crowd. Jesus was condemned to death on the cross.

**4** Do you remember the last time your parents punished you? You probably felt hurt and angry, but deep down inside you knew it was for your own good. You took your punishment because you know that your parents love you just as God loves His Son.

**5** *Prayer:* Lord Jesus, help me to always accept what God wants me to do.



## **Craft activity: *The Way of the Cross***

Although we have permission to reproduce the craft booklet for classroom use, we do not have permission to link it to the Internet. Parents may be able to find a simple craft activity or color sheets on the Internet to help reinforce the main topic of this make-up lesson.

## **Review “The Apostles’ Creed”**

Our First Communion Candidates should be able to recite The Apostles’ Creed from memory before receiving the Sacrament of Eucharist (Communion). If necessary, print (and cut) manipulatives of [The Apostles’ Creed](#) from our church website to help your child memorize this sacred, traditional prayer.

I believe in God,  
the Father Almighty,  
creator of Heaven and earth  
\_\_\_\_\_

and in Jesus Christ, His only Son, our Lord,  
Who was conceived by the Holy Spirit,  
born of the Virgin Mary  
suffered under Pontius Pilate,  
was crucified, died, and was buried.  
\_\_\_\_\_

He descended into hell,  
and on the third day, He arose from the dead.  
He ascended into Heaven and sits at the right hand of God,  
the Father Almighty,  
\_\_\_\_\_

from thence He shall come to judge the living and the dead.  
\_\_\_\_\_

I believe in the Holy Spirit,  
the Holy Catholic Church,  
the Communion of Saints,  
the forgiveness of sins,  
the resurrection of the body,  
and life everlasting.  
Amen.

## **In every Sunday Session, we quickly review:**

- Proper, respectful **Sign of the Cross** (words and actions).
- Every time we enter a Catholic Church, we dip one (or two) finger(s) in **Holy Water** and pray the Sign of the Cross while we focus our attention on the **Blessed Sacrament** (the **Real Presence of Jesus Christ**) in the **tabernacle**.
- Practice making a proper **genuflection**: Before we enter our pew in church, our right knee touches the floor as we focus our attention on the **Blessed Sacrament** in the **Tabernacle** (not in the pew looking for a place to sit).

## **Closing Prayer**

Please recite one of your child’s Grade 2 Prayers to end today’s make-up lesson. (View our [Grade 2 Prayer Sheet](#) here.)

## **Parent/Guardian:**

**Please complete the last page of this packet  
and return it to Mrs. Frances as soon as possible!**

**Dear Parent/Guardian:**

**Please complete this page and return it to our Church Parish Office as soon as possible so Mrs. Frances can update our attendance records to indicate that you have helped your child make up the work that he/she missed during Sunday Session 4-a in March/April.**

My child, \_\_\_\_\_ (currently in Grade \_\_\_\_ ) and I have read and discussed all of the information included in this make-up packet for **Sunday Session 4-a for Grade 2** (in **March/April**).

---

Parent/Guardian's Printed Name

---

Parent/Guardian's Signature

---

Date