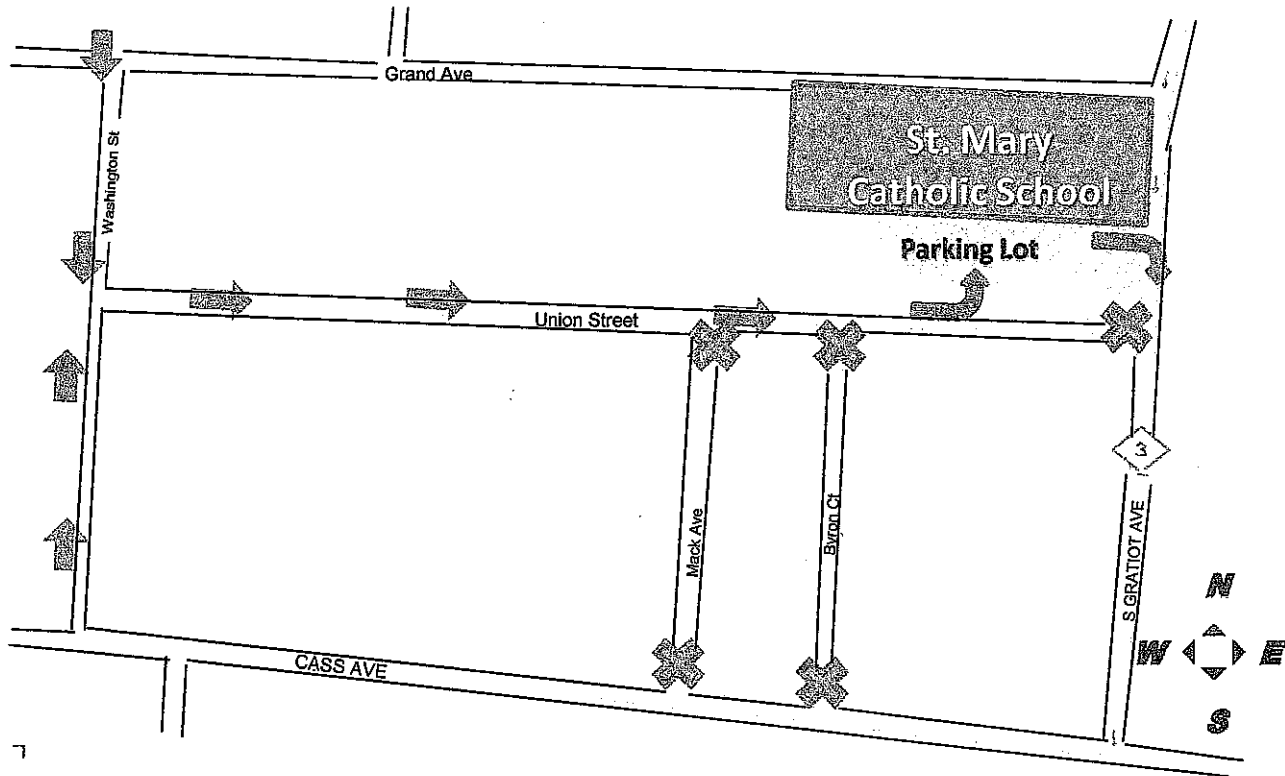


*ST. PETER*  
*RELIGIOUS EDUCATION*  
*FAMILY HANDBOOK*



# DROP OFF PROCEDURES



- Drop off will ONLY be from the parking lot
  - No drop off on *Grand Ave, Union St. or S. Gratiot Ave.*
- Enter the parking lot from **EASTBOUND Union St.**
  - Use **ONLY WASHINGTON ST.** to access Union St.
  - Please line-up on the "no parking" side of the street if a line forms to allow neighbors parked on the street or in their driveways access to Union St. without having to sit in our drop-off line.
- Exit the parking lot to **SOUTHBOUND S. Gratiot Ave ONLY.**

In order to avoid congestion and confusion at drop-off:

- DO NOT enter *Union St. from S. Gratiot*
- DO NOT use *Mack Ave.*
- DO NOT use *Byron Ct.*
- *Parents wishing to park and walk their child to the playground must park in the municipal lot next to the Crocker House and use extreme caution when crossing Union St.*

**IF DRIVING ON SOUTHBOUND GRATIOT, DO NOT TURN RIGHT ONTO UNION STREET. YOU MUST GO THROUGH THE NEIGHBORHOOD TO AVOID CONGESTION.**

*St. Peter Church*  
*Religious Education Department*

*110 New Street*  
*Mt. Clemens, MI 48043*  
*(586)868-5134 Fax (586)468-3199*

Welcome to the St. Peter Parish Religious Education Program! We strive to provide a curriculum strong in Roman Catholic beliefs and principles. Our goal is to nurture the growth in the faith-life of each child.

In addition to the classwork our teachers provide, reinforcement and support from the home are necessary components of our Program.

Your signature on the Parental Commitment Form indicates you understand your parental responsibilities. THE FOLLOWING IS A COPY OF WHAT YOU HAVE ALREADY SIGNED ON THE REGISTRATION FORM.

We thank you for your cooperation.

Mrs. Judith Coll, Director  
Mrs. Linda Rosseel, Asst. Director

\*\*\*\*\*

**PARENTAL FAITH COMMITMENT**

I understand by registering my child for Religious Education Classes that my parental responsibilities include:

1. Attendance at Saturday or Sunday Mass with my child **AT ST. PETER CHURCH.**
2. Supporting my Parish with a weekly or monthly contribution.
3. At home assistance with prayer memorization.
4. At home assistance with Sacrament preparation.
5. Non-compliance with any of the above may cause for dismissal from the Program and/or non-admittance to the Program the following year.
6. **Per the Archdiocese of Detroit, each child must have a Medical Treatment Release Form completed and on file with the Religious Education office.**
7. **My signature grants my permission for photographs of my child to be used by the Religious Education Program for the 2017-2018 school year. All pictures will remain anonymous.**

## GENERAL INFORMATION

Religious Education  
110 New Street  
Mt. Clemens, MI 48043

Office Hours — Monday and Tuesday 10:00 A.M. — 2:00 P.M.


Judy Coll, Director  
Linda Rosseel, Asst. Director  
Kathy Helferty, Pre-School Director

Class Times — Pre-School (ages 3, 4 & 5)  
Sunday during the 10:00 Mass

Grades 1-8  
Monday or Tuesday 4:15 P.M. — 5:30 P.M.

Textbook Series: Sadlier  
Curriculum:

Pre-School — God and Creation  
Grade 1 — God Loves Us  
Grade 2 — Jesus Shares God's Life  
First Communion Preparation  
Grade 3 — We Are The Church  
Grade 4 — God's Law Guides Us  
First Reconciliation Preparation  
Grade 5 — We Meet Jesus In The Sacraments  
Grade 6 — We Are God's People  
Grade 7 — We Live Our Faith As Disciples of Jesus  
Grade 8 — We Live Our Faith As Members Of The Church  
Confirmation Preparation



## *The family that worships together...*

Catholic parents already know the importance of taking our families to Mass each week. Research results from the last ten years prove us right; it's one of the most important things we can do for our children. When families are religious, children get:

**Social support.** Religious social networks such as Catholic parishes provide, support parents and give parenting skills a boost. Children benefit by hearing parental messages reinforced by other caring adults and may take more to heart the messages they hear at home. Plus, being anchored in a religious community can offer posi-

tive peer relationships.

**Academic success.** Teachers rated youngsters who attend religious services at least once a week higher in self-control, social skills, and in attitudes toward learning than those from non-religious families. And they had higher gains in education, especially when coming from low-income families.

**Greater well-being.** Religious children experience better mental health, hope and optimism: less loneliness, less depression, and fewer suicides.

**Better behavior.** Coming from a religious family results in less risky behavior. Studies showed fewer out-of-wedlock births, less premarital sex, less drug and alcohol abuse, good work habits and higher aspirations in religious children.

**Sacred purpose.** Catholic parents also know there's more at stake than getting our children into college. We want to get our youngsters into Heaven and we can't do that alone.

## *Sunday Mass: A gift you can give your family every week*

In the hectic pace of a busy family, getting to Mass on Sunday can be a struggle. Between soccer games and scout meetings, dance lessons and play dates, going to Mass is one more activity competing for precious time. Yet it is the most important thing you can do for your family all week. Why?

Consider some of the ways your children benefit from weekly Mass.

**Tradition and security.** How many things do you still do today that you've done since you were a small child? No matter what other changes take place in their lives, the Mass is a constant to which your children can cling.

**Children learn repetition, through consistency and from example.** When Sunday Mass is part of their regular routine, children learn how to maintain the habit of weekly attendance. Seeing the importance you place on the habit teaches them obedience and discipline.

**Visiting the rest of the family.** When in church, our children are surrounded by the Body of Christ - people, who care about and pray for them. Mass becomes an oasis in an increasingly hostile world.

**The week starts with a God-centered focus.** Attending Mass at the beginning of the week helps children learn that God comes first on Sunday and every day.

# Archdiocese of Detroit

## Safe Environments Policy

### **Purposes:**

The Archdiocese of Detroit is committed to providing safe environments and fostering continuous improvement in every organization that sponsors activities and/or provides services to children and youth. The Archdiocese intends to create communities of informed adults who model appropriate behavior, are vigilant to the warning signs of abuse and improve safety. Likewise, the Archdiocese is determined to ensure the facilities, grounds and procedures promote optimal safety.

### **General Policy:**

All adults who are paid or volunteer personnel (clergy, religious and lay) shall —

1. Must fill out a Background Check Form and have been provided the Pastoral or Volunteer Code of Conduct **before** starting work in any capacity.
2. Participate in a “*Protecting God’s Children*” workshop **before** a staff or volunteer assignment starts.

To complete numbers 1 and 2 please call Moira Shaum, Parish Administrator at (586) 468-4578.

The following is a reprint from the **Code of Pastoral Conduct for Priests, Deacons, Pastoral Ministers, Administrators, Staff and Volunteers**. The **Code of Conduct for Volunteers** can be found on the Archdiocese of Detroit website at [www.AODonline.org](http://www.AODonline.org). Click on Promise to Protect Pledge to Heal and then on Volunteer Code of Conduct.

## **IV. CODE OF CONDUCT FOR VOLUNTEERS**

Our children are the most important gifts God has entrusted to us. A volunteer must strictly follow the rules and guidelines in this Code of Conduct for Volunteers as a condition of providing services to the children and youth of our archdiocese.

### **A volunteer must:**

- \* Treat everyone with respect, loyalty, patience, integrity, courtesy, dignity and consideration.
- \* Avoid situations where he or she is alone with children and/or youth at Church activities.
- \* Use positive reinforcement rather than criticism, competition or comparison when working with children and/or youth.
- \* Refuse to accept expensive gifts from children, youth or their parents without prior written approval from the pastor or administrator.
- \* Refrain from giving expensive gifts to children and/or youth without prior written approval from the parents or guardian and the pastor or administrator.
- \* Report suspected abuse to the pastor, administrator or appropriate supervisor and the local Child Protection Services agency. Failure to report suspected abuse to civil authorities (by required reporters) is, according to the law, a misdemeanor.
- \* Cooperate fully in any investigation of abuse of children and/or youth.

### **A volunteer must not:**

- \* Smoke or use tobacco products in the presence of children and/or youth.
- \* Use, possess or be under the influence of alcohol at any time while volunteering.
- \* Use, possess or be under the influence of illegal drugs at any time.
- \* Pose any health risk to children and/or youth through fevers or other contagious situations.
- \* Strike, spank, shake or slap children and/or youth.
- \* Humiliate, ridicule, threaten or degrade children and/or youth.
- \* Touch a child and/or youth in a sexual or other inappropriate manner.
- \* Use any discipline that frightens or humiliates children and/or youth.

A volunteer working with children and/or youth is subject to a thorough background check, including criminal history. Any action inconsistent with the *Code of Pastoral Conduct* or failure to take action mandated by this *Code of Pastoral Conduct* may result in removal as a volunteer with children and/or youth.

# CIRCLE OF GRACE

*Safe Environment Program*

*Kindergarten through Grade 12*

*"Respecting All God's People"*

---

Dear Parent,

Out of concern for all God's people and in response to the United States Conference of Catholic Bishops' *Charter for the Protection of Children and Young People*, we have a program for the safe environment education of children and young people supported and mandated by Archbishop Vigneron of Detroit.

*Diocese/eparchies will establish 'safe environment' programs. They will cooperate with parents, civil authorities, educators, and community organizations to provide education and training for children, youth, parents, ministers, educators, and others about ways to make and maintain a safe environment for children. Diocese/eparchies will make clear and other persons in positions of trust with regard to sexual abuse*

*Article 12 — Charter for the Protection of Children and Young People*

This program is called ***Circle of Grace***. It is meant to supplement and be integrated into the excellent programs and curricula for the formation of children and young people in our schools and religious education programs. ***Circle of Grace*** aims to equip our children and young people by arming them with essential knowledge and skills grounded in the richness of our faith. This program helps children and young people to understand their own (and other's) dignity in mind, body, and spirit.

## ***What is a Circle of Grace?***

The Catholic Church teaches that God has created each of us as unique and special. Genesis 1:27 tells us that we are created "male and female in God's image" and that God saw this as "very good." In that goodness, we are meant to respect ourselves and everyone else as persons created and loved by God.

Adults assist children and young people to recognize God's love by helping them to understand that each of us lives and moves in a circle of grace. You can imagine your own circle of grace by putting your arms above your head then circle down in front of your body including side to side. This circle, front to back, holds who you are in your body and through your senses. It holds your very essence in mind, heart, soul, and sexuality.



### ***Why is it important to help our children understand the Circle of Grace?***

God intends our relationships in life to be experiences of divine love. Respectful, nurturing, loving relationships increase our understanding of our own value and help us to love others. It is never too early to help children and young people understand how very special they are and how relationships in life are called to be sacred. Understanding this can help them to protect the special person they are and to be respectful of others.

Adults, especially parents, as they strive to provide a safe and protective environment, hold the responsibility to help children and young people understand and respect their own dignity and that of others. A truly safe and protective environment is one where children and young people recognize when they are safe or unsafe and know how to bring their concerns, fears, and uncertainties to the trusted adults in their lives.

### ***How is the Circle of Grace Program different from other protecting programs?***

According to research, one in four girls and one in seven boys will be sexually abused by age eighteen. Many protection programs focus on "stranger danger,"; however, up to ninety percent (90%) of the time the perpetrator of abuse is known to the child or young person such as a relative or family friend. ***Circle of Grace*** goes beyond just protection by helping children and young people understand the sacredness of who they are and how to seek help through their relationships with trusted adults.

Please feel free to contact your school or parish office if you have questions or want more information.

# TEACHING CHILDREN ABOUT THE CIRCLE OF GRACE AT HOME

---

## A Morning Prayer

I begin this day with gratitude for the gift of life.

Asking for

God's strength to direct me.

God's power to sustain me.

God's wisdom to guide me.

God's vision to light my way.

I acknowledge my limitations before you, O God and trust that

Your ear is listening to me,

Your hand is upholding me,

Your shield is protecting me from every evil

Now and Forever.

Amen.

(adapted from St. Patrick's Breastplate prayer)

## An Evening Prayer

At the close of this day, Lord, we give you thanks and praise for all good things.

We rest beneath the blanket of your love and protection, trusting in your power and presence with us. Grant us restful sleep and guard us from every evil. We entrust ourselves to you Father, Son and Holy Spirit God now and forever.

Amen.

Composed by Mary Jo Pedersen

## Addition Resources

Sharing the Faith With Your Child 0-6, Phyllis Chandler and Joan Burney

Sharing the Faith With Your Child 7-4, Mary Jo Pedersen and Joan Burney

More Than Meets the Eye, Finding God in the Creases and Folds of Family Life, Pedersen-Wasikowski-Greisen

Raising Faith-Filled Kids, Tom McGrath

Making God Visible, Parenting Young Children, Kathleen O'Connell Chesto

The Book of New Family Traditions, Meg Cox

Let's Say Grace: Mealtime Prayers, Robert Hamma

Prayers for Parents, Renee Bartowski

Faith and Fest in Family: Family Prayers and Activities, Family Life Office

Reminders of God: Altars for Personal and Family Devotion, Anne F. Grizzle

## Office for Safe Environments

Phone: (313) 237-4815

Fax: (313) 237-5866

E-mail [ProtectChildren@aod.org](mailto:ProtectChildren@aod.org)

Your home is the first place your child experiences the security and protection of God's love for him. And YOU are the first persons to communicate this profound truth of God's circle of grace to your child. From the moment of birth, a child can know deep down inside if he is loved and secure. Your child experiences a circle of grace from the gentle way his parents and caregivers hold him, how they respond to his needs when he cries and reassure him when he is afraid or in danger. God provides his love and care for your child through your nurturing care for him. At your child's baptism, you were given a candle and asked to be a "light" to your child...shining the light of Christ's love and presence on him. When you are a loving and responsible parent, your child learns about the circle of grace from you as you communicate God's love to him through your faithful care and protection. Here are a few ideas to assist you in teaching your child that he is God's precious creation and that he is never outside the circle of His love and grace.

**CREATING SACRED SPACE IN YOUR HOME: "BIDDEN OR NOT BIDDEN, GOD IS PRESENT"**

Place sacramentals in your home to remind yourself and your children that God is present all the time whether or not we are attentive to Him. Sacramentals (a cross or crucifix, pictures or statues of Mary, Jesus or the saints, a rosary, medal or scapular, or other religious art) are objects that remind us of our faith. Placing the scriptures in a prominent place with a candle nearby is a way of acknowledging God's presence in His holy word. Or create a home altar with a symbol of Christ, a candle and objects that remind you of God's gracious presence all around you in nature, in photos of loved ones, or in mementos of happy times together.

**PRAYERS FOR PARENTS**

You are part of the circle of grace which surrounds your child. Your love for your child communicates God's love and care. These prayers may help you deepen your participation in God's ever-expanding circle of love for your child.

**A Prayer of Confidence in God's Love**

I am certain of this: neither death or life, nor angels, nor principalities, nothing already in existence and nothing still to come, nor any power...will be able to come between us and the love of God, known to us in Christ Jesus our Lord". Romans: 8: 37-39  
 Loving God whose circle of grace surrounds us now and into eternity, we thank and praise you for your steadfast love and protection. By the power of your Holy Spirit open our eyes to your presence each day as we feed and clothe, nurture and instruct our children in Your ways. We offer this prayer in Jesus' name. Amen.

**PRAYING TOGETHER DAILY**

Gather whoever is at home at meal times or bed time and ask God's blessing on your family. Pray when someone is sick, sad or anxious. Pray when you have something to celebrate. Have a book of family prayers at home to help you remember to pray daily. In your prayer, acknowledge God's presence with you, ask for what you need and give thanks for your blessings. Prayer is a dialogue with God in which we are reassured by His power and presence in our lives.

**ESTABLISHING FAMILY TRADITIONS AND RITUALS**

Simple family traditions and rituals help children have a sense of security and belonging that enhances their understanding of the circle of grace. Traditions act like glue holding families together. Some traditions are seasonal (snow sledding, raking leaves, bike riding, or camping in the backyard). Others occur in the rhythms of everyday (signing each child with the sign of the cross on the forehead as they leave the house, good-night prayers or story reading, notes in sack lunches on special days or Friday night pizza and a movie). Families who wrap their lives in ritual and tradition teach children that God's grace surrounds them in the ordinary moments of their lives as well as at special times.

**TEACHING YOUR CHILD ABOUT THE CIRCLE OF GRACE THAT SURROUNDS HIM/HER**

Your words teach your child about God's protection and comfort. Use words to remind your child that God is with her, watching over her day and night. When she is afraid or anxious, remind her that she is never alone. Assure her that she is wonderfully made by God...just as she is; short, tall, freckled or plain.  
Your actions teach too. Show respect for your child by allowing him age-appropriate privacy, not teasing him about his body, setting rules about bullying and name-calling, setting boundaries at home so that mutual respect is learned and practiced everyday in ordinary ways.  
Your attitude will communicate to your child in profound ways. An attitude of openness and acceptance of your child's dreams and fears is important to establish the sense of trust she needs to tell you what she is feeling. She needs to know that she can tell you anything and that you will listen and accept her feelings without retribution.

## FAMILY INFORMATION

**Registration and Tuition** — Registration for the Religious Education Program begins in late April or early May.

**Dismissal Policy** — All parents are required to come to our dismissal area — especially when you park elsewhere. **No students** should leave our secured area unescorted. The parking lot at 2 Union Street is the only area we are able to supervise. Having your child walk to meet you anywhere else is not permitted. Please make the required effort to come to meet your child so he will be safe at all times.

**Special Education Classes** — Are available at several parishes in our Vicariate. Please call the Religious Education Office for more information.

**Sacramental Candidates** — If your child will be receiving a sacrament this year (Reconciliation, Eucharist or Confirmation) we will need a copy of their Baptismal Certificate if they were **not** baptized at St. Peter.

**Attendance** — Regular Attendance at class is expected each week to promote the continual faith formation of your child. If your child will be absent on a certain day, please call our office during the day (868-5134) so we can make the teacher aware of the fact. **Students are permitted three absences per year.**

**Early Dismissal** — If it is necessary for your child to leave early, please call our office (868-5134) before the classes begin. We will go to the classroom to bring your child to the dismissal door. If you send a note with the child, please ask him to give it to Mrs. Coll or Mrs. Rosseel.

**Paraliturgies** — These special prayer services are scheduled throughout the year (see calendar.) They will be held during regular class time. All family members are cordially invited to attend.

**Reconciliation** — Students in Grade 4-8 will have the opportunity for private Reconciliation one time during the year. This sacrament has been scheduled during regular class time (see calendar.) It may be necessary to reschedule a few dates, but you will be notified of any changes.

**Health** — PLEASE NOTIFY US, AT ANY TIME DURING THE YEAR, IF YOUR CHILD HAS ANY MEDICAL CONDITION OF WHICH WE SHOULD BE MADE AWARE.

**Parent Involvement** — Each child will be issued a textbook and a folder. These should be labeled with your child's name. **TEXTBOOKS AND FOLDERS MUST BE BROUGHT TO EACH CLASS SESSION.** Please check inside the folder after your child has attended a class, as parent notes will be brought home in them. We ask that parents take a few moments before or after class sometime during the first few sessions to meet your child's teacher. Many teachers would welcome parent help in the classrooms at various times for a variety of reasons. If you can help—even occasionally—please let the teachers know. Please cover folders and Religious Books with clear contact paper. This will make them more durable.

It is important that you talk to your children about what they are learning in class (even if it's in the car on the way home.) Ask what they did that day, what they liked or learned. Become familiar with the pages that are being covered in the textbooks. Try to spend a little time each week reviewing last week's lessons. Help your child if they are trying to memorize a prayer. We hope that each family will attend Mass each week-end. Remind your children about their daily prayers. Try to fit in a little time each week to show your children that their religious education is important to you.

**Student Evaluations** — Teachers will be asked to send home an evaluation about your child's progress. No grades will be given. This is only meant to be an informative note for your benefit.

**Cell Phone Policy** — Cell phones **must** be turned off and out of sight the entire time the students are in the school building. **No** texting is allowed in school. If a student is found with a cell phone in view, **on or off**, it will be confiscated, and put aside for the parent to reclaim in our Office. We have too much to accomplish in one hour and fifteen minutes to have to deal with cell phones. **No extra warning will be given.** Thank you for your cooperation with this issue.

**Discipline** — We ask that you kindly discuss proper behavior with your child. Disregard for proper behavior will cause the following steps to be taken:

1. A reminder by the teacher.
2. If improper behavior continues, the student will be sent to the Religious Education Office. A call will be made to the home informing the parent of the situation. A written record will be kept on file.
3. The student will remain at home and checked before the student may re-enter the classroom.
4. If improper behavior re-occurs, dismissal procedures will be decided by the Director of Religious Education.

Please be sure your child understands our expectations and the steps that will be followed for improper behavior.

This policy has been discussed with Fr. Cooney. He has given his approval and he will stand behind all decisions that are made.

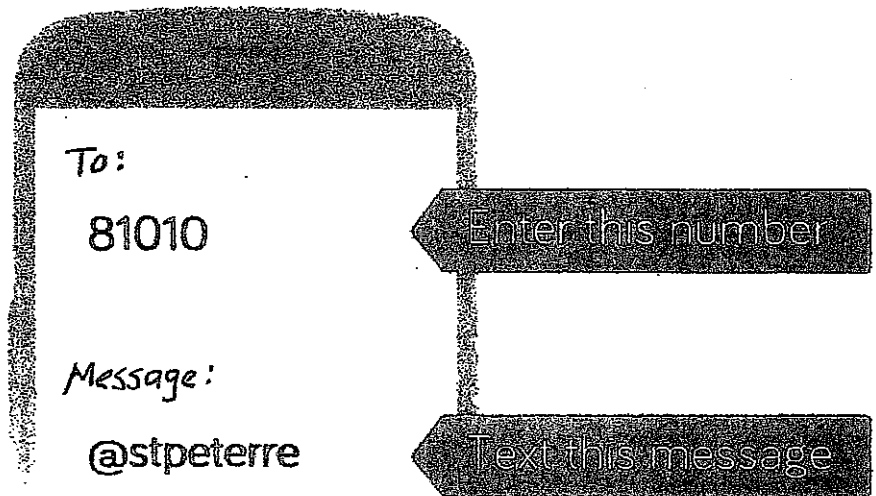
**General Student Behavior Expectations** — All students are expected to conduct themselves as they would in a regular school setting. Quiet in the hallways and when entering and leaving the building should be maintained. **NO GUM IS ALLOWED.** Teachers will be asked to go over the rules for their classrooms with the students and send the rules home in a note. This is so parents will also know what is expected of their children and can help with behavior reminders. It is also crucial that the children realize they will be using a classroom that is also used by the students who attend St. Mary School. We would stress that all materials, personnel belongings and the condition of the room not be disturbed. We ask for your cooperation in this matter of discipline. When there is harmony, more time can be spent on the faith formation of your children.

**Religious Education Cancellation** —

1. Please check the website — [www.stpetermtclemens.weconnect.com](http://www.stpetermtclemens.weconnect.com) to see if class has been cancelled.
2. **If St. Mary School Mt. Clemens is closed there will be no Religious Education classes.**
3. Sign up to be a member on “Remind.”

To receive messages via text, text @stpeterre to 81010. You can opt-out of messages at anytime by replying, 'unsubscribe @stpeterre'.

Trouble using 81010? Try texting @stpeterre to (313) 486-5223 instead.



\*Standard text message rates apply.

Or to receive messages via email, send an email to [stpeterre@mail.remind.com](mailto:stpeterre@mail.remind.com). To unsubscribe, reply with 'unsubscribe' in the subject line.

Recipients: [stpeterre@mail.remind.com](mailto:stpeterre@mail.remind.com)  
Subject: (You can leave the subject blank)

**WHAT IS REMIND AND WHY IS IT SAFE?**

Remind is a one-way text messaging and email system. With Remind, all personal information remains completely confidential. Teachers will never see your phone number, nor will you ever see theirs.

Visit [remind.com](http://remind.com) to learn more.

**Fire and Tornado Guidelines** — Each classroom in the school has emergency procedures posted near its entrance. Teachers will show the students the location of these signs and they will review the procedures to follow. We will practice drills each year.

# Teaching the Sign of the Cross

Amy Swager

The celebration of every Sacrament includes the Sign of the Cross.

Do you remember being taught how to make the Sign of the Cross? You've probably been doing it so long that it's become second nature.

It is important to teach our children the proper way to make the Sign of the Cross, and the following idea is one way to use the teaching of the movements as an opportunity to impart some of the deeper truths of our faith.

## In the name of the Father...

Start with the right hand because Jesus sits at the "right hand of the Father," as we say in the Apostles' Creed. To sit to the right of the most important person at a gathering is a great honor. Jesus has that seat in Heaven. Then say "In the name of the Father..." and touch your forehead.

God is our Father. He is the Father of everything. His throne is in heaven, so move your hand to the highest point on your forehead.

## ...and of the Son...

Next say "and of the Son." Who is the Son? The Son of God is Jesus. When you say this part, touch your chest in the middle, right where your heart is. You love Jesus and you put him in your heart. With Jesus in your heart, you reach out to others with love.

## ...and of the Holy Spirit...

The Holy Spirit is God. Through the Holy Spirit we are touched by God the Father and God the Son. God the Father, God the Son, and God the Holy Spirit fill the world with love. The Holy Spirit moves around us and in us and through us. Sometimes the Holy

Spirit is so powerful that we can feel the love. When you pray "and of the Holy Spirit," touch your hand to your left shoulder and sweep right across to your right. This is a way of showing how the Holy Spirit flows around, in, and through you.

## Amen

*Amen* is a Hebrew word that means "it is so." When you say "Amen" at the end of the Sign of the Cross—or any prayer—you proclaim your belief and faith in God. This is a way to praise God, to tell him that you know he is God the Father, God the Son, and God the Holy Spirit. Many people bring the palms of their hands together in a position of praying when they say "Amen."



## GRADE LEVEL PRAYERS

### Grade 1

1. The Sign of the Cross (made correctly)
2. The Lord's Prayer (Our Father)
3. The Hail Mary
4. Glory Be

### Grade 2

1. The Sign of the Cross (made correctly)
2. The Lord's Prayer (Our Father)
3. The Hail Mary
4. Glory Be
5. Angel of God

### Grade 3

1. The Sign of the Cross (made correctly)
2. The Lord's Prayer (Our Father)
3. The Hail Mary
4. Glory Be
5. Angel of God
6. The 10 Commandments (in back of book)
7. Grace Before Meals
8. Grace After Meals

### Grade 4

1. The Sign of the Cross (made correctly)
2. The Lord's Prayer (Our Father)
3. The Hail Mary
4. Glory Be
5. Angel of God
6. The 10 Commandments (in back of book)
7. Grace Before Meals
8. Grace After Meals
9. Act of Contrition

### Grade 5

1. The Sign of the Cross (made correctly)
2. The Lord's Prayer (Our Father)
3. The Hail Mary
4. Glory Be
5. Angel of God
6. The 10 Commandments (in back of book)
7. Grace Before Meals
8. Grace After Meals
9. Act of Contrition
10. The Apostles' Creed

### Grade 6

1. The Sign of the Cross (made correctly)
2. The Lord's Prayer (Our Father)
3. The Hail Mary
4. Glory Be
5. Angel of God
6. The 10 Commandments (back of book)
7. Grace Before Meals
8. Grace After Meals
9. Act of Contrition
10. The Apostles' Creed
11. The Rosary
12. The Mysteries and their meaning

### Grade 7

1. The Sign of the Cross (made correctly)
2. The Lord's Prayer (Our Father)
3. The Hail Mary
4. Glory Be
5. Angel of God
6. The 10 Commandments (back of book)
7. Grace Before Meals
8. Grace After Meals
9. Act of Contrition
10. The Apostles' Creed
11. The Rosary
12. The Mysteries and their meanings

### Grade 8

1. The Sign of the Cross (made correctly)
2. The Lord's Prayer (Our Father)
3. The Hail Mary
4. Glory Be
5. Angel of God
6. The 10 Commandments (back of book)
7. Grace Before Meals
8. Grace After Meals
9. Act of Contrition
10. Apostles' Creed
11. The Rosary
12. The Mysteries and their meaning



### ***Sign of the Cross***

In the name of the Father  
and of the Son,  
and of the Holy Spirit. Amen

### ***Hail Mary***

Hail Mary, full of grace,  
the Lord is with you.  
Blessed are you among women,  
and blessed is the fruit  
of your womb Jesus.  
Holy Mary, Mother of God,  
pray for us sinners, now,  
and at the hour of our death.  
Amen.

### ***Glory Be to the Father***

Glory be to the Father,  
and to the Son,  
and to the Holy Spirit.  
As it was in the beginning,  
is now, and ever shall be,  
world without end. Amen

### ***Grace Before Meals***

Bless us, O Lord, and these your gifts,  
which we are about to receive  
from your goodness.  
Through Christ our Lord. Amen

### ***Grace After Meals***

We give you thanks,  
almighty God,  
for these and all your gifts  
which we have received  
through  
Christ our Lord. Amen.

### ***The Lord's Prayer***

Our Father,  
who art in heaven,  
hallowed be Thy name;  
Thy kingdom come;  
Thy will be done on earth  
as it is in heaven.  
Give us this day  
our daily bread;  
And forgive us  
our trespasses  
as we forgive those  
who trespass against us;  
And lead us not  
into temptation,  
but deliver us from evil. Amen.

### ***Angel of God***

Angel of God, my Guardian dear.  
To whom God's love commits me here.  
Ever this day, be at my side.  
To light, to guard, to rule, to guide. Amen

### ***Apostle's Creed***

I believe in God, the Father almighty,  
creator of heaven and earth,  
and in Jesus Christ, his only Son, our Lord,  
who was conceived by the Holy Spirit,  
born of the Virgin Mary,  
suffered under Pontius Pilate,  
was crucified, died and was buried;  
He descended into hell;  
on the third day he rose again from the dead;  
He ascended into heaven,  
and is seated at the right hand  
of God the Father almighty;  
from there he will come to judge the living and the dead.  
I believe in the Holy Spirit,  
the holy catholic Church,  
the communion of saints,  
the forgiveness of sins,  
the resurrection of the body,  
and life everlasting. Amen.

## ***Form for Reconciliation***

1. Greet the priest.
2. Be seated.
3. Make the Sign of the Cross.
4. Say these words (they must be memorized) Bless me Father for I have sinned. This is my First Reconciliation. (or tell how long it has been since your last Reconciliation.)
5. I am sorry for.....mention sins, shortcomings and failings.
6. Father will talk with you and give you a penance.
7. Father will give you absolution. When he says, "I absolve you of all your sins, In the name of the Father and the Son and the Holy Spirit. Amen. You should make the Sign of the Cross.
8. Say, "Thank you, Father."

## ***Act of Contrition***

My God,

I am sorry for my sins with all my heart.

In choosing to do wrong and failing to do good.

I have sinned against you

whom I should love above all things.

I firmly intend, with your help,

to do penance,

to sin no more,

and to avoid whatever leads me to sin.

Our savior, Jesus Christ suffered and died for us.

In his name, my God, have mercy. Amen.

## ***The 10 Commandments***

1. I am the Lord your God.  
You shall not have other  
god's besides me.  

We believe in God. We only worship God. We love Him more than everyone and everything else. We offer God prayers of adoration and thanksgiving.
2. You shall not take the name of  
the Lord, your God, in vain.  

We never use the name of God or Jesus in an angry way. We use the names of God, Jesus, Mary, and the saints with respect at all times.
3. Remember to keep holy the  
Sabbath day.  

On Saturday evening or Sunday we honor God in special ways. We worship Him by celebrating the Eucharist with our family.
4. Honor your father and mother.  

We love, honor, respect, and obey our parents and all adults who care for us.
5. You shall not kill.  

We believe that God gives us the gift of life. We must protect the lives of children not yet born, the sick, and the elderly. We respect the life and health of others. We must live peacefully and prevent harm from coming to ourselves and others.
6. You shall not commit adultery.  

God created man and woman in His image. God calls each to accept his or her identity. The Church teaches that chastity is important for us to be healthy and happy. We must respect our bodies and the bodies of others. We honor the lifelong marriage covenant.
7. You shall not steal.  

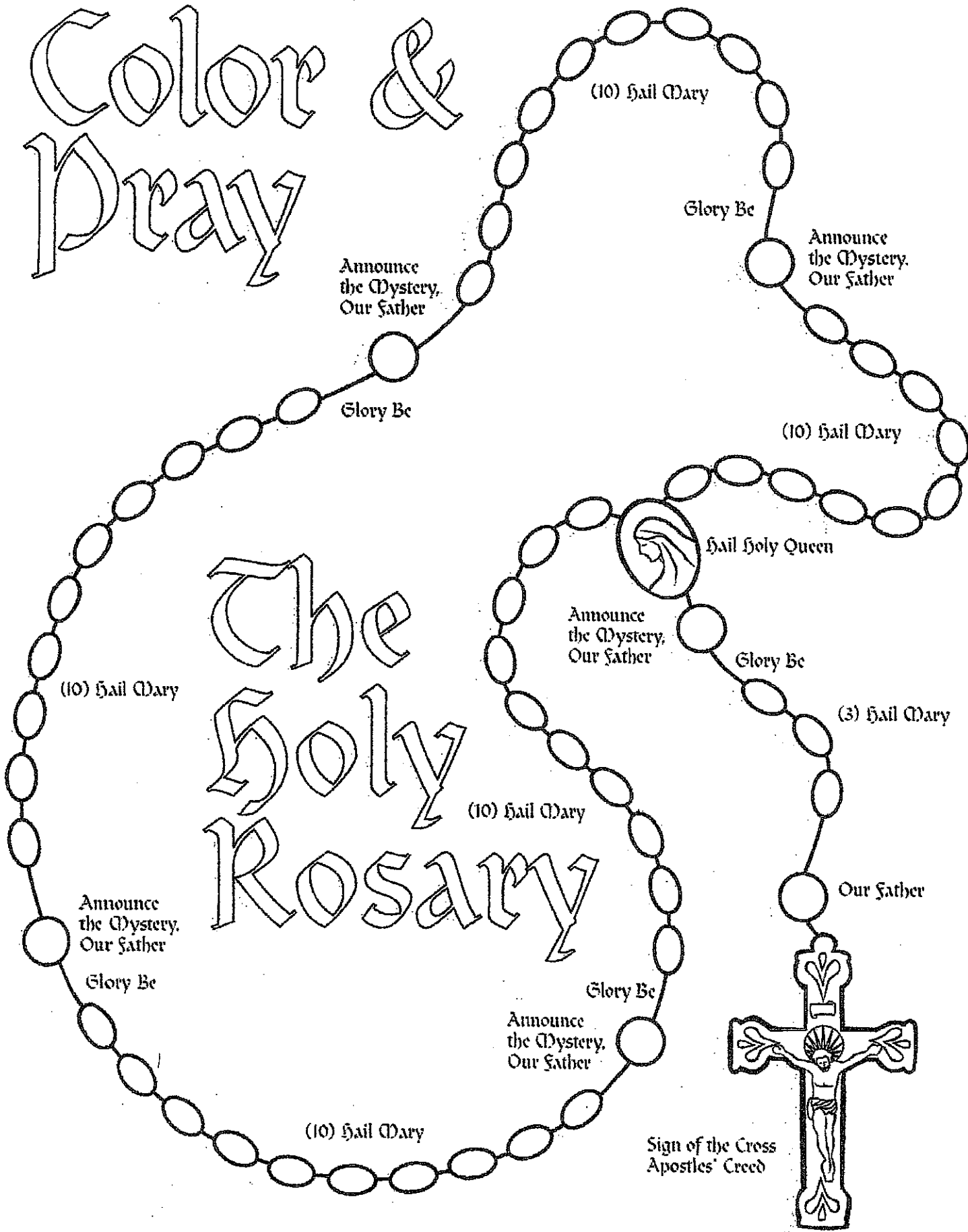
We take good care of the gifts that God has given us and share them with others. We want others who come after us to have them, too. We do not cheat.
8. You shall not bear false witness  
against your neighbor.  

We must not tell lies, or mislead others on purpose. We must not hurt others by what we say. If we have misled somebody, then we must correct what we have said.
9. You shall not covet your neigh-  
bor's wife.  

We respect the promises married people have made to each other. We must always dress and act in a decent way.
10. You shall not covet anything that  
belongs to your neighbor.  

We are satisfied with what we have. We are not jealous, envious, or greedy. The Gospel teaches us to place God first in our lives.

# Color & Pray



## ***Rosary Instructions***

Rosary means “garland of roses.” When we pray the Rosary, we repeat the Hail Mary over and over to praise Mary. At the same time we think about the most important events in Jesus’ life.

The special events in the lives of Jesus and Mary are called Mysteries. The Mysteries name the events in Jesus’ life that help us to remember the things that Jesus did to bring justice and peace to the world. In this way we come to know Jesus as the center of Mary’s life and our own.

The Rosary has a crucifix, followed by one large bead and three small ones. Then there is a circle with five decades. Each decade is made up of smaller beads.

As we pray each decade, we think of the Joyful, Sorrowful, Glorious and Luminous events in the lives of Jesus and Mary.

### ***Explanation of the Mysteries***

(You do not need to memorize days and seasons.)

**The Joyful Mysteries** —Said on — all Mondays, the Sundays of Advent and the Sundays from the Epiphany until Lent.

1. The Annunciation— God sends the angel Gabriel to Mary to tell her that God has chosen her to be the Mother of His Son, Jesus.
2. The Visitation—Mary goes to visit her cousin Elizabeth who is about to give birth to John the Baptist.
3. The Nativity—Jesus is born in a stable in Bethlehem; the first Christmas.
4. The Presentation—At age twelve days, Joseph and Mary, bring the baby Jesus to the temple to be consecrated to God.
5. The Finding in the Temple—At the age of twelve years old, Joseph and Mary took Jesus to Jerusalem for the Passover. When His parents returned to Nazareth, Jesus stayed behind at the Temple. After three days of anxious searching, they found Him talking with the teachers and priests of the Temple.

**The Sorrowful Mysteries** — Said on — All Tuesdays and Fridays, everyday during Lent

1. The Agony in the Garden — After the Last Supper, Jesus went to the Garden of Gethsemane to pray. Jesus was very sad that night because He knew the soldiers would soon come to arrest Him and that He would suffer and die on the cross for all our sins.
2. The Scourging — Pilate orders the soldiers to whip Jesus. They fasten him to a pillar and then with heavy whips beat His back. It hurt terribly but Jesus suffered uncomplaining for us and our sins.
3. The Crowning of Thorns — Jesus is King of Kings but the soldiers did not believe it. So they made fun of Him. They made a crown out of long, sharp thorns and placed it hard on His head.
4. The Way of the Cross — Pilate ordered Jesus to be crucified. Jesus had to carry the big, heavy cross to the top of Calvary, the place where criminals were executed. Jesus truly had the weight of our sins on His shoulders.
5. The Crucifixion — After hanging on the cross for three hours Jesus died but first He forgave His executioners and gave us Mary, His Mother to be our Mother too.

**The Glorious Mysteries** — Said on — All Wednesdays and Saturdays, Sundays from Easter until Advent

1. The Resurrection — After Jesus died on Good Friday, He was buried in a tomb. On Easter Sunday, He rose from the dead, glorious and strong. He proved to us that we shall live forever.
2. The Ascension — For forty days Jesus remained on the Earth teaching His Apostles. He established His Church, the Catholic Church and gave it wonderful powers. At the end of forty days He rose to Heaven to be with His Heavenly Father.
3. The Descent of the Holy Spirit — After Jesus left the Apostles were afraid. They hid themselves in a room. Then on Pentecost a wonderful thing happened, the Holy Spirit came down in the form of tongues of fire over their heads. All of a sudden the Apostles were no longer afraid and they went out teaching and baptizing.
4. The Assumption — When Mary died Jesus wanted her to be with Him, body and soul in Heaven. So He sent His angels to bring Mary's body up to Heaven. It was too pure to rest in the Earth. She had served Him so well that Mary must at once enjoy the happiness of Heaven.
5. The Coronation — Mary had served God all her life. When she reached Heaven, God rewarded her for all her years of faithful service. Her entire life she had never committed a single sin. So Jesus seated her on a throne and crowned her Queen of Heaven.

**The Luminous Mysteries** — Said on — All Thursdays

1. The Baptism of Jesus — Jesus was baptized in the Jordan River by His cousin, John the Baptist.
2. The Wedding at Cana — Jesus changed water into wine at the request of His mother.
3. The Proclamation of the Kingdom of God — God wants us to know that we will go to Heaven if we are sorry for our sins.
4. The Transfiguration — The apostles, Peter, James and John had a brief glimpse of Jesus as God.
5. The Institution of the Eucharist — This is when Jesus gave us His Body and Blood at the Last Supper.