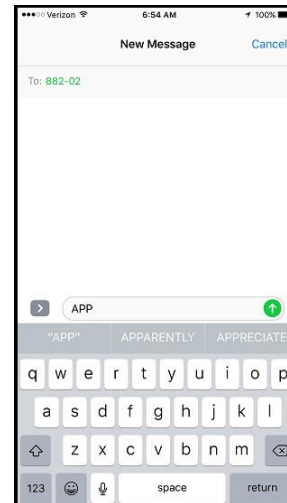


How to install “myParish” App on an iPhone

Text “APP” to 88202

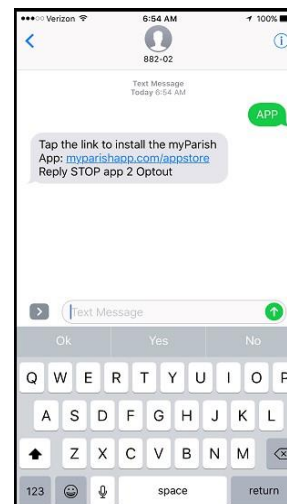
Don't include the quote marks.



Tap on the link

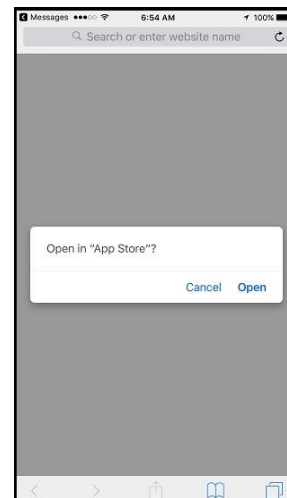
You will get a text back with a link to the app that applies to the type of phone you have.

Just tap it to get into your app store.



Tap “OPEN” to open the app store

This will take you to the proper app store for your device.



How to install “myParish” App on an iPhone

Tap “GET” to install the myParish app

Just like you would when you download any other app



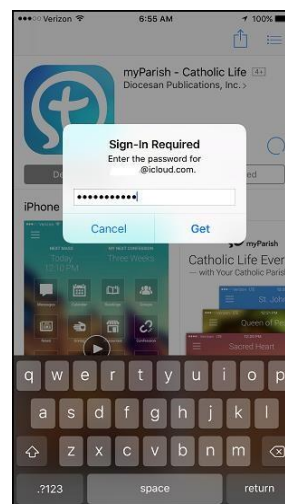
Tap “INSTALL”

Just like you would when you download any other app.



Enter your credentials

Hope you remember your user-id and password!




How to install “myParish” App on an iPhone

The myParish app will begin installing

Shouldn't take long.

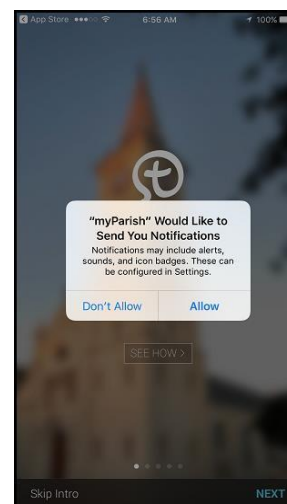


Tap “OPEN” to open your new app



Tap notification option

We are asking that you “allow” notifications. We plan to use this to send out parish-wide information. It won't be too much. Really.



How to install “myParish” App on an iPhone

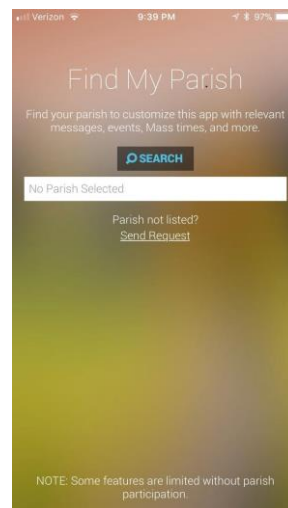
Tap “see how”

This just helps you get started. You can click through the introduction by tapping “NEXT” at the bottom, right of each screen.

On the last screen, it will have “FIND MY PARISH” at the bottom of the screen. Tap it.

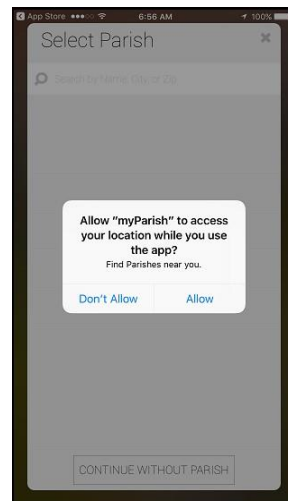


Tap the “Search” button



Tap “allow” to use location services

Allowing location services helps when looking for parishes near you.



How to install “myParish” App on an iPhone

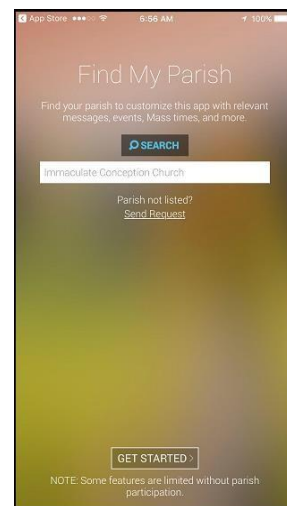
Tap “Immaculate Conception Church”

By selecting “Immaculate Conception Church” you will be accessing the app that is customized to our church. Later, you can switch to a different church if you want to see what they’re up to.

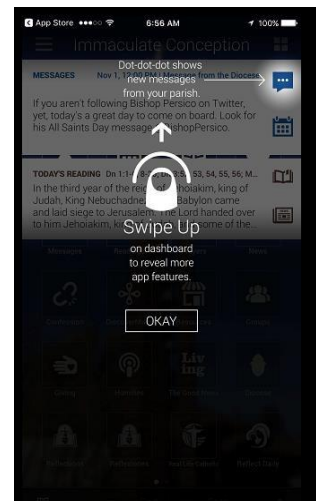


Immaculate Conception comes up

Tap “GET STARTED” to, well, get started!



Tap “OKAY”



How to install “myParish” App on an iPhone

Enjoy the app!

Any time you just want to get to the “home” page, tap the 4 squares in the top right corner.

If you tap the three lines in the left corner, you can create a sign-in (RECOMMENDED, but not required to use the app).

